NUTAN ADARSH ARTS, COM &

SMT. M.H. WEGAD SCIENCE COLLEGE,

UMRED, DIST. NAGPUR.

Report of the Feedback Committee

2020-2021

"FEEDBACK IS THE MANAGEMENT TOOL

TO IMPROVE THE OVERALL PERFORMANCE"

FEEDBACK COMMITTEE

1. Dr. Gajanan G. Babde, Department of Commerce
2. Dr. V. G. Gajbe, Department of Marathi
3. Dr. Dalal Sir, Department of Zoology
4. Dr. P. R. Raut, Department of Marathi

AIMS OF OBJECTIVES

- EVALUATION OF TEACHING AND LEARING METHOD
- CONSTANT UPGRADING OF CURRICULUM
- QUALITY SUSTENANCE AND ENHANCEMENT
- MAINTENANCE OF STUDENT FRIENDLY ENVIRONMENT
- TO BECOME AWARE OF THE TRUE NEEDS OF THE STAKE HOLDERS
- FINDING OUT INNOVATIVE PRACTICES
- PROPER APPROCH FOR STUDENT SUPPORTS
- TO IMPROVE THE SUPPORT ACTIVITIES

ACHIEVEMENTS

- USE OF ICT IN TEACHING
- WALL MAGAZINE
- SANITATION FOLLOWUP
- PURE DRINKING WATER SYSTEM
- UNIT TEST AND FINAL COLLEGE EXMINATIONS
- REGULAR PARENT MEETINGS
- ACTIVE ALUMNI ASSOCITION
- REGULAR DISCUSSION IN IQAC
- DISCUSSION AND CHANGES IN WORKING OF OFFICE
- IMPROVEMENT IN GAMES AND SPORTS
- INCREASE IN RESEARCH PROJECTS
- IMPROVEMENT IN INFRASTRUCTURE
- ORGANIZED NATIONAL CONFERENCE

Students Feedback
2020-2021

Introduction

To obtain the feedback of the college in the year 2020-2021, the feedback questionnaires was emailed among the students of all college. The collected data is analysis and the report is prepared as follows.

Outcomes of the feedback seem to be very satisfactory.

Table : class wise Feedback

Sr. No.	Class	Total Students	Feedback Given	Percentage
1	B.A.	748	141	18.85%
2	B.Com	380	81	21.32%
3	B.Sc.	368	105	28.53%

Nutan Adarsh Arts, Commerce and Smt. Maniben Harilal Wegad Science College, Umrer

Analysis for Students Feedback

1. How much of the syllabus was covered in the class?

The above question is asked to Students. The 34.3% Students said 85 to 100%, the 31.7% Students said 70 to 84%, the 18.4% Students said 55 to 69%, the 9.2% Students said 30 to 54% and 6.3% students said Below 30%.

2. How well did the teachers prepare for the classes?

The above question is asked to Students. The 34.3% Students said Thoroughly, the 31.7% Students said Satisfactorily, the 18.4% Students said Poorly, the 9.2% Students said Indifferently % and 6.3% students said teacher won't teach at all.

3. How well were the teachers able to communicate?

The above question is asked to Students. The 54.0% Students said Always effective, the 19.4% Students said Sometimes effective, the 19.0% Students said Just satisfactorily, the 5.7% Students said Generally ineffective and the 1.9% Students said Very poor communication.

4. The teacher's approach to teaching can best be described as

The above question is asked to Students. The 33% Students said Excellent, the 36.5% Students said Very good, the 27.6% Students said Good, the 2.2% Students said Fair and the 0.6% Students said Poor.

5. Fairness of the internal evaluation process by the teachers.

The above question is asked to Students. The 33% Students said always fair, the 54.3% Students said Usually fair, the 12.4% Students said Sometimes unfair, the 2.2% Students said Usually unfair and the 1.9% Students said Unfair.

6. Was your performance in assignments discussed with you?

The above question is asked to Students. The 50.2% Students said Every time, the 25.1% Students said usually, the 16.2% Students said Occasionally/Sometimes, the 5.1% Students said Rarely and the 3.5% Students said Never.

7. The institute takes active interest in promoting internship, student exchange, field visit opportunities for students.

The above question is asked to Students. The 47.6% Students said Regularly, the 10.5% Students said Often, the 26.7% Students said Sometimes, the 8.3% Students said Rarely and the 7% Students said Never.

8. The teaching and mentoring process in your institution facilitates you in cognitive, social and emotional growth.

The above question is asked to Students. The 24.8% Students said Significantly, the 52.7% Students said Very well, the 14.9% Students said Moderately, the 4.1% Students said Marginally and the 3.5% Students said Not at all.

9. The institution provides multiple opportunities to learn and grow.

The above question is asked to Students. The 28.3% Students said Strongly agree, the 50.5% Students said Agree, the 17.5% Students said Neutral, the 2.9% Students said Disagree and the 1% Students said Strongly disagree.

10. Teachers inform you about your expected competencies, course outcomes and programme outcomes.

The above question is asked to Students. The 50.5% Students said Every time, the 24.8% Students said Usually, the 14.6% Students said Occasionally/Sometimes, the 7.3% Students said Rarely and the 2.9% Students said Never.

11. Your mentor does a necessary follow-up with an assigned task to you.

The above question is asked to Students. The 47.9% Students said Every time, the 26.3% Students said Usually, the 16.5% Students said Occasionally/Sometimes, the 5.7% Students said Rarely and the 3.5% Students said I don't have a mentor.

12. The teachers illustrate the concepts through examples and applications.

The above question is asked to Students. The 57.8% Students said Every time, the 21.9% Students said Usually, the 10.8% Students said Occasionally/Sometimes, the 7.9% Students said Rarely and the 1.6% Students said Never.

13. The teachers identify your strengths and encourage you with providing right level of challenges.

The above question is asked to Students. The 46.7% Students said Fully, the 32.1% Students said Reasonably, the 14.3% Students said Partially, the 5.1% Students said Slightly and the 1.9% Students said Unable.

14. Teachers are able to identify your weaknesses and help you to overcome them.

The above question is asked to Students. The 51.1% Students said Every time, the 24.1% Students said Usually, the 12.4% Students said Occasionally/Sometimes, the 5.7% Students said Rarely and the 6.7% Students said Never.

15. The institution makes effort to engage students in the monitoring, review and continuous quality improvement of the teaching learning process.

The above question is asked to Students. The 28.3% Students said Strongly agree, the 48.3% Students said Agree, the 17.1% Students said Neutral, the 3.8% Students said Disagree and the 2.5% Students said Strongly disagree.

16. The institute/ teachers use student centric methods, such as experiential learning, participative learning and problem solving methodologies for enhancing learning experiences.

The above question is asked to Students. The 35.9% Students said To a great extent, the 40.3% Students said Moderate, the 11.4% Students said Somewhat, the 7.6% Students said Very little and the 4.8% Students said Not at all.

17. Teachers encourage you to participate in extracurricular activities.

The above question is asked to Students. The 31.1% Students said Strongly agree, the 47% Students said Agree, the 18.4% Students said Neutral, the 2.9% Students said Disagree and the 0.6% Students said Strongly disagree.

18. Efforts are made by the institute/ teachers to inculcate soft skills, life skills and employability skills to make you ready for the world of work.

The above question is asked to Students. The 38.1% Students said To a great extent, the 36.8% Students said Moderate, the 17.1% Students said Somewhat, the 8.6% Students said Very little and the 4.4% Students said Not at all.

19. What percentage of teachers use ICT tools such as LCD projector, Multimedia, etc. while teaching.

The above question is asked to Students. The 19.7% Students said Above 90%, the 25.7% Students said 70 – 89%, the 21.9% Students said 50 – 69%, the 11.7% Students said 30 – 49% and the 21% Students said Below 29%.

20. The overall quality of teaching-learning process in your institute is very good.

The above question is asked to Students. The 31.1% Students said Strongly agree, the 45.7% Students said Agree, the 17.8% Students said Neutral, the 4.1% Students said Disagree and the 1.3% Students said Strongly disagree.

Nutan Adarsh Arts, Commerce and Smt. Maniben Harilal

Wegad Science College, Umrer

Analysis for Parents Feedback

S.N.	Parameters	A Very Good	B Good	C Satisfactory	D Unsatisfactory
1	Admission Process	41%	49%	8.9%	0.9%
2	Infrastructure of the College	26.3%	58.7%	13.5%	1.5%
3	Teaching	41%	49.2%	8%	0.9%
4	Accessibility of the Office	25.1%	60.6%	12.2%	2.1%
5	Value based education	34.3%	54.7%	10.1%	0.9%
6	Job Orientation	19.3%	50.5%	22%	8.2%
7	Parent-Teacher Association	24.2%	54.7%	15.9%	5.2%
8	University Curriculum	31.7%	52.4%	13.8%	2.1%
9	Sanitation, Canteen and Drinking Water	20.8%	48.3%	21.7%	9.2%
10	Academic Atmosphere	23.2%	60.6%	12.8%	3.4%
11	Extra Activity	24.2%	54.4%	16.8%	4.6%

1. How much of the syllabus was covered in the class?

315 responses

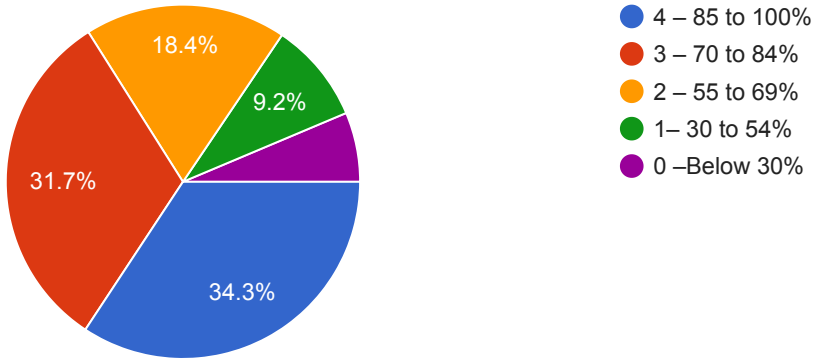

2. How well did the teachers prepare for the classes?

315 responses

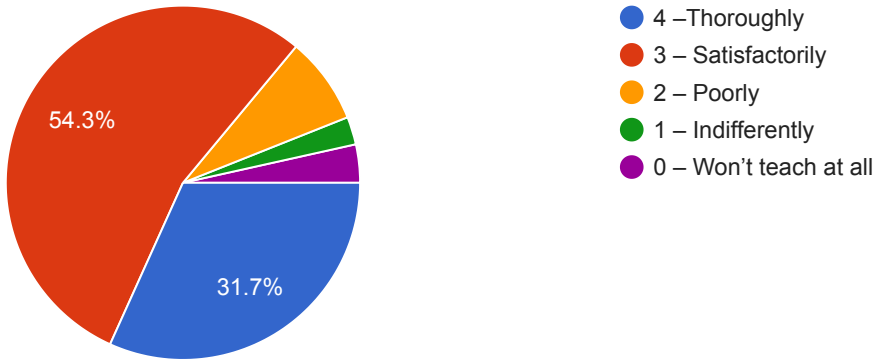

3. How well were the teachers able to communicate?

315 responses

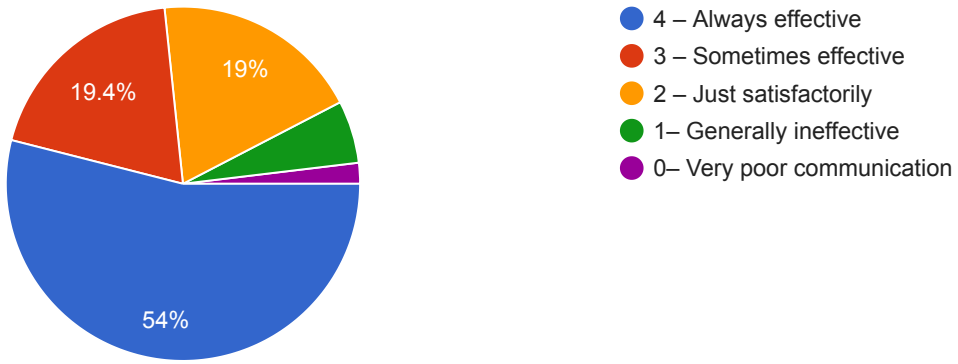

4. The teacher's approach to teaching can best be described as

315 responses

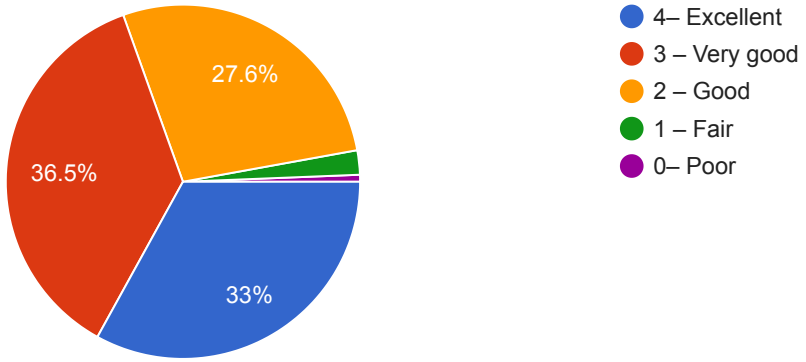

5. Fairness of the internal evaluation process by the teachers.

315 responses

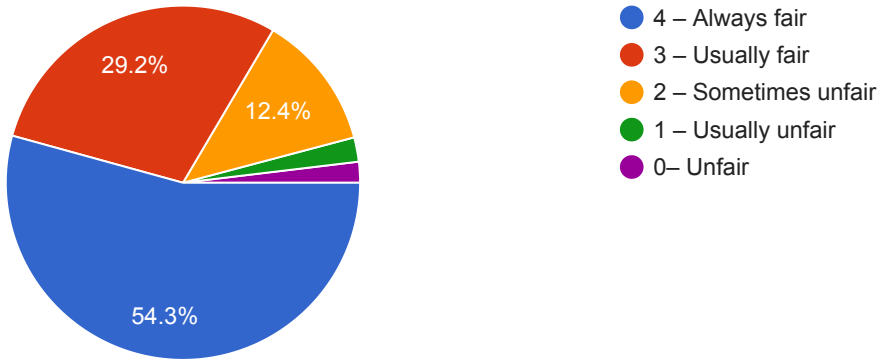

6. Was your performance in assignments discussed with you?

315 responses

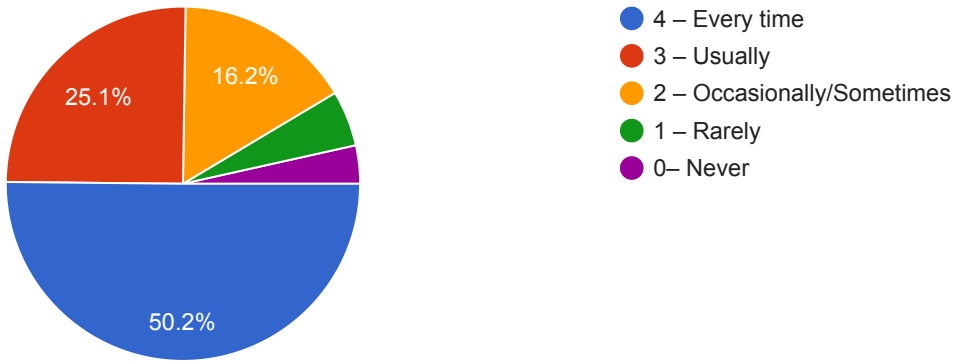

7. The institute takes active interest in promoting internship, student exchange, field visitopportunities for students.

315 responses

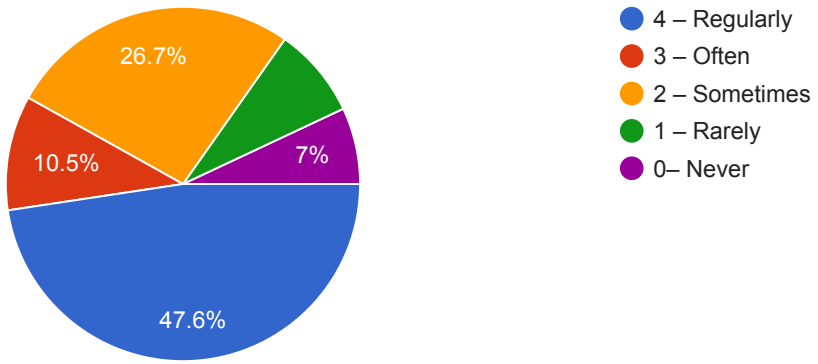

8. The teaching and mentoring process in your institution facilitates you in cognitive, social andemotional growth.

315 responses

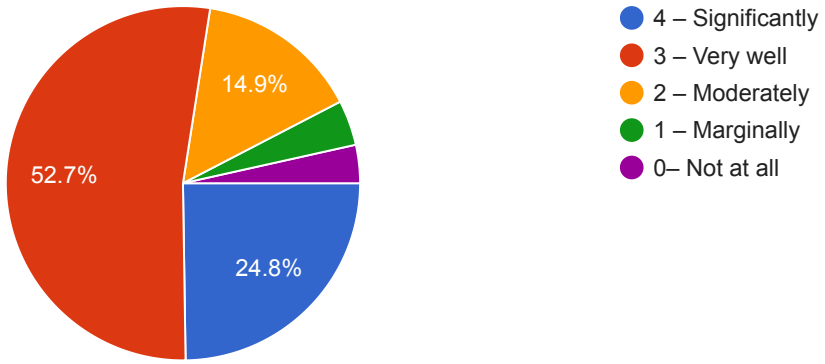

9. The institution provides multiple opportunities to learn and grow.

315 responses

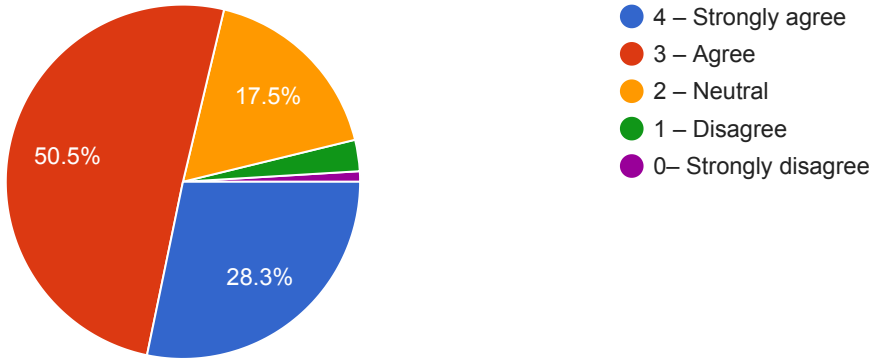

10. Teachers inform you about your expected competencies, course outcomes and programmeoutcomes.

315 responses

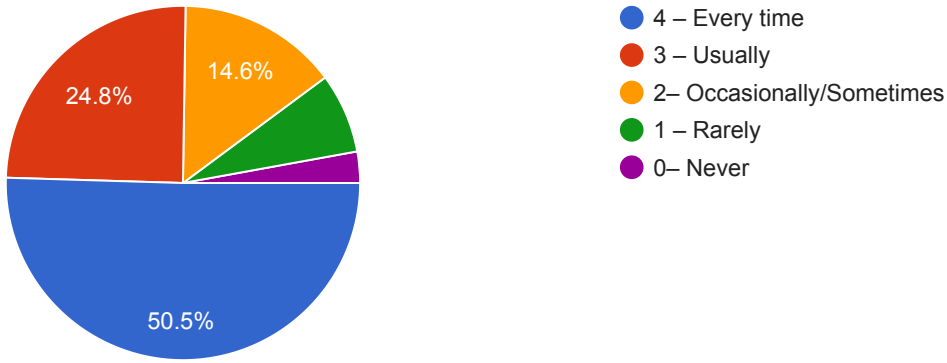

11. Your mentor does a necessary follow-up with an assigned task to you.

315 responses

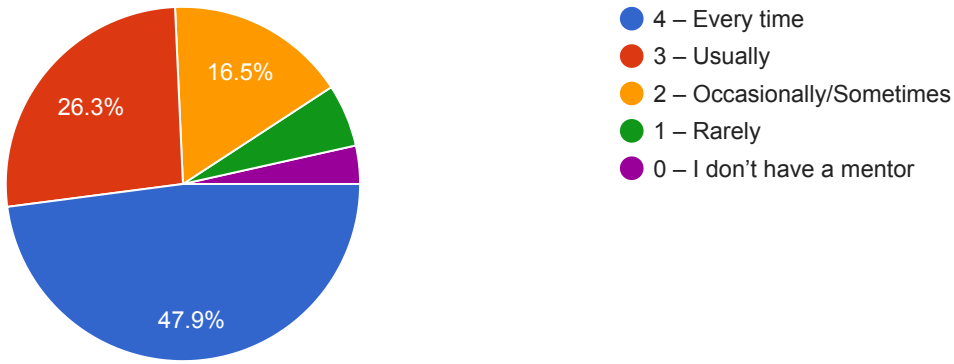

12. The teachers illustrate the concepts through examples and applications.

315 responses

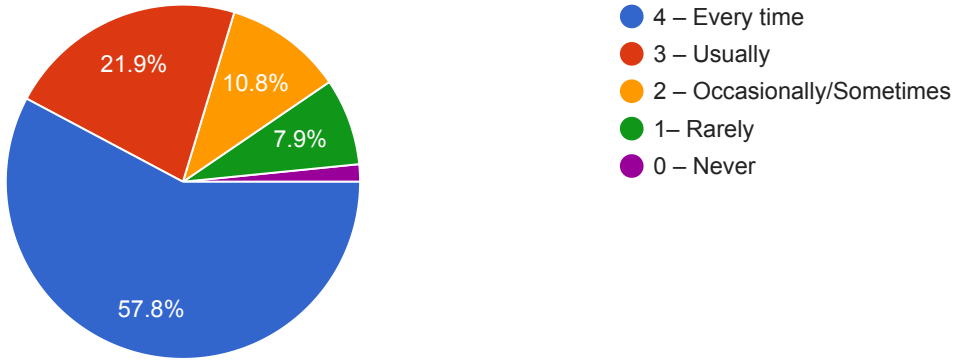

13. The teachers identify your strengths and encourage you with providing right level ofchallenges.

315 responses

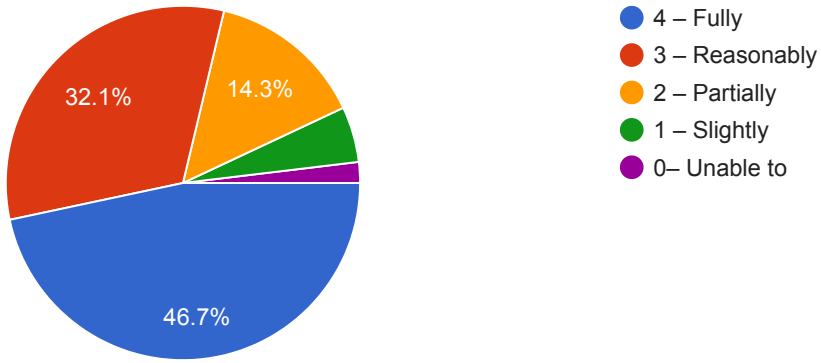

14. Teachers are able to identify your weaknesses and help you to overcome them.

315 responses

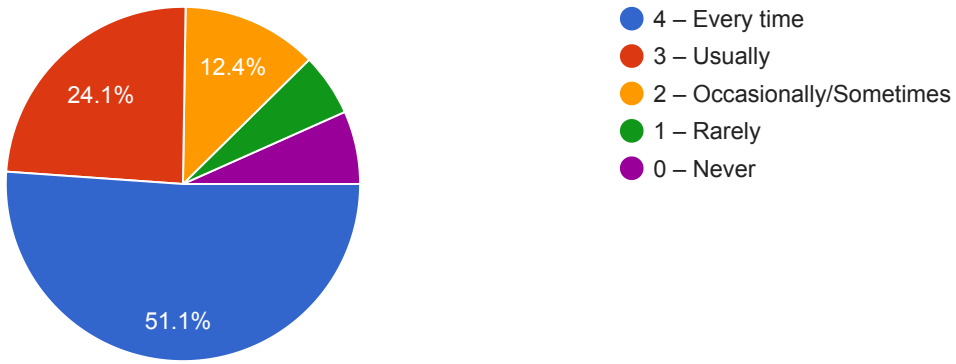

15. The institution makes effort to engage students in the monitoring, review and continuousquality improvement of the teaching learning process

315 responses

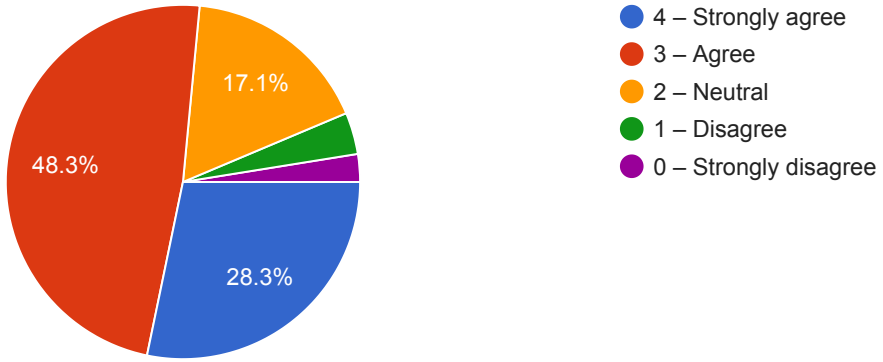

16. The institute/ teachers use student centric methods, such as experiential learning, participativelearning and problem solving methodologies for enhancing learning experiences.

315 responses

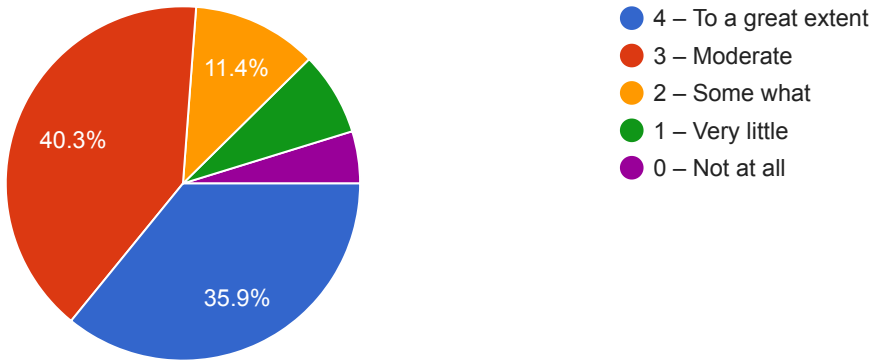

17. Teachers encourage you to participate in extracurricular activities.

315 responses

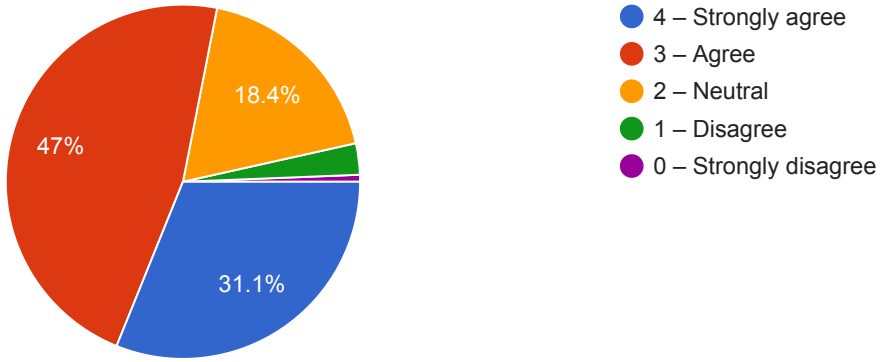

18. Efforts are made by the institute/ teachers to inculcate soft skills, life skills and employabilityskills to make you ready for the world of work.

315 responses

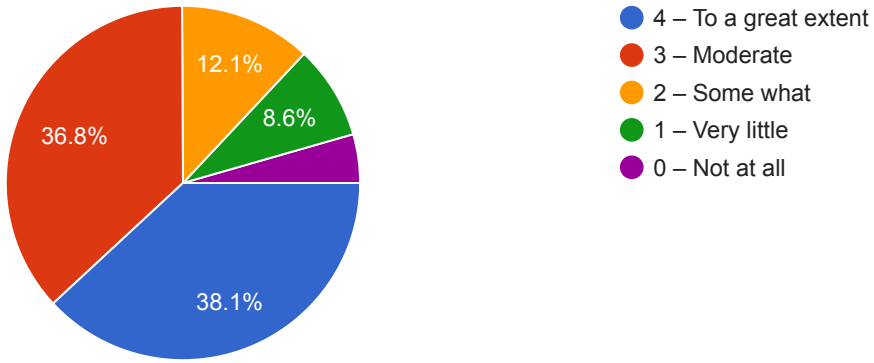

19. What percentage of teachers use ICT tools such as LCD projector, Multimedia, etc. whileteaching.

315 responses

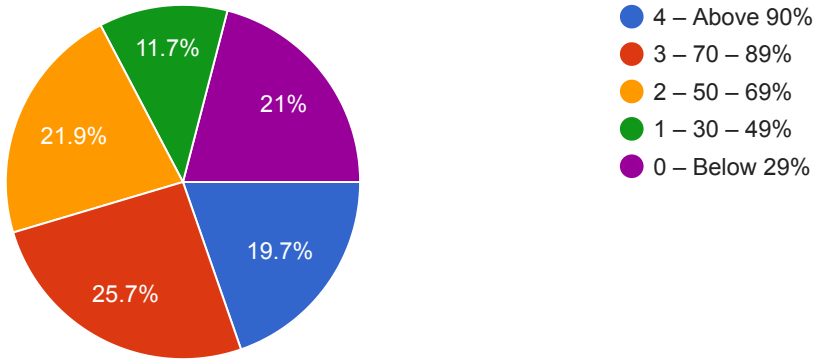

20. The overall quality of teaching-learning process in your institute is very good.
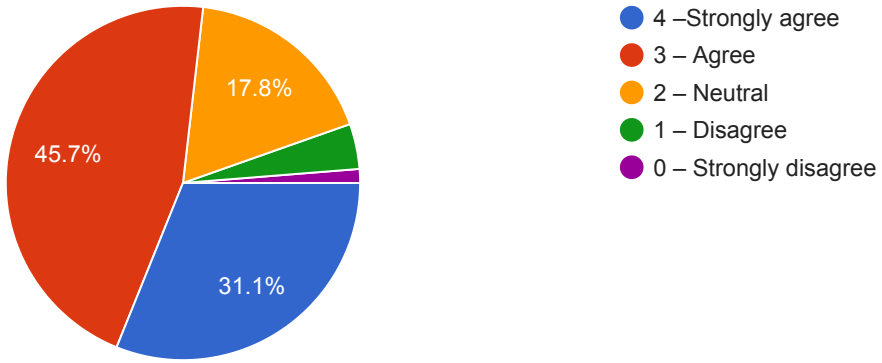
315 responses