

**NUTAN ADARSH ARTS, COMMERCE & SMT. M.H. WEGAD
SCIENCE COLLEGE, UMRED, DIST. NAGPUR.**

Report on Feedback Mechanism (2021-22)

Feedback on syllabus, curricular and overall development at the institution is taken via Google form from the Students, Parents, Alumni and Employer of Nutan Adarsh Arts, Commerce & Smt. M.H. Wegad Science College, Umred, Dist. Nagpur. Feedback of 384 students, 210 Parents, 6 alumni and 6 member of Society has been received. A committee consists of four teachers of arts science and commerce analyzed the responses of the Parents, Alumni and Employer and prepared reports and sent to the Principal for taking corrective measures within his own capacity.


Feedback from Students: Responses of the students about the curriculum and syllabus are taken in a well-organized manner. Questionnaire is designed to elicit the responses of the students on syllabus, teachers approach, teaching methods, Internal Evaluation Process, Internship, mentoring process, use of ICT in Teaching, skill based syllabus level, adequacy of practical components, present exam pattern and overall quality of Teaching-Learning Process. Feedback collected is graphically and numerically analyzed and reported to principal and higher authorities to take the corrective measures.

Feedback from Parents: Responses of the Parents about the curriculum, infrastructure and administration are taken in a well-organized manner. Questionnaire is designed to elicit the responses of the parents on Infrastructure of College, Teaching, Accessibility of the Office, Value Based Education, Job Orientation, Parent Teacher Association, University Curriculum, Sanitation, Canteen and Drinking Water, Academic Atmosphere and Extra Activity. Feedback collected is graphically and numerically analyzed and reported to principal and higher authorities to take the corrective measures.


Feedback from Alumni: Feedback from alumni was also taken by providing them the feedback forms on satisfaction level with present curriculum, adequacy of practical components, library facilities, sport and recreation facilities, computer facilities, cooperation of teacher and support staff. Feedback collected is graphically and numerically analyzed and reported to principal and higher authorities to take the corrective measures.



Feedback from Employers: Similarly, feedback from employers was also taken by providing them online feedback form on communication skill of employees, Teamwork, employees' creativity, Employees Planning and Organization, employees' acceptance, contribution of employee in development of Institution, Leadership Skills in Employees and Involvement of Employees etc. Feedback collected is graphically and numerically analyzed and reported to principal and higher authorities to take the corrective measures.


Convenor
(Mr. Gaganan G. Babde)
Feedback Committee




Officiating Principal
Nutan Adarsh Art's, Com. & Smt.
Maniben Harilal Wasekar Science
College, **UMRED** (Distt. Nagpur)

**NUTAN ADARSH ARTS, COMMERCE &
SMT. M.H. WEGAD SCIENCE COLLEGE,
UMRED, DIST. NAGPUR.**

Report of the Feedback Committee
Students, Parents, Alumni & Employers' Feedback
2021-2022

"FEEDBACK IS THE MANAGEMENT TOOL
TO IMPROVE THE OVERALL PERFORMANCE"

FEEDBACK COMMITTEE

1. Dr. Gajanan G. Babde, Department of Commerce
2. Dr. V. G. Gajbe, Department of Marathi
3. Dr. Dalal Sir, Department of Zoology
4. Dr. P. R. Raut, Department of Marathi



AIMS OF OBJECTIVES

- EVALUATION OF TEACHING AND LEARNING METHOD
- CONSTANT UPGRADING OF CURRICULUM
- QUALITY SUSTENANCE AND ENHANCEMENT
- MAINTENANCE OF STUDENT FRIENDLY ENVIRONMENT
- TO BECOME AWARE OF THE TRUE NEEDS OF THE STAKE
HOLDERS
- FINDING OUT INNOVATIVE PRACTICES
- PROPER APPROCH FOR STUDENT SUPPORTS
- TO IMPROVE THE SUPPORT ACTIVITIES

ACHIEVEMENTS

- USE OF ICT IN TEACHING
- WALL MAGAZINE
- SANITATION FOLLOWUP
- PURE DRINKING WATER SYSTEM
- UNIT TEST AND FINAL COLLEGE EXMINATIONS
- REGULAR PARENT MEETINGS
- ACTIVE ALUMNI ASSOCITION
- REGULAR DISCUSSION IN IQAC
- DISCUSSION AND CHANGES IN WORKING OF OFFICE
- IMPROVEMENT IN GAMES AND SPORTS
- INCREASE IN RESEARCH PROJECTS
- IMPROVEMENT IN INFRASTRUCTURE
- ORGANIZED NATIONAL CONFERENCE



Analysis of Student Feedback 2021-22

384 responses are received from Parents. The analyses of Students' Feedback are given below:

1. How much of the syllabus was covered in the class?

The above question is asked to Students. The 49% Students said 85 to 100%, the 30.5% Students said 70 to 84%, the 12.8% Students said 55 to 69%, the 7.7% Students said Below 55%.

2. How well did the teachers prepare for the classes?

The above question is asked to Students. The 41.7% Students said Thoroughly, the 46.1% Students said Satisfactorily, the 12.2% Students said teachers are not preparing well.

3. How well were the teachers able to communicate?

The above question is asked to Students. The 63.8% Students said Always effective, the 21.1% Students said Sometimes effective, the 11.5% Students said just satisfactorily, the 3.6% Students said Teachers Communication is ineffective.

4. The teacher's approach to teaching can best be described as

The above question is asked to Students. The 35.4% Students said Excellent, the 38.5% Students said Very good, the 22.1% Students said Good, the 4% Students said Fair and Poor.

5. Fairness of the internal evaluation process by the teachers.

The above question is asked to Students. The 66.7% Students said Always fair, the 20.8% Students said Usually fair, the 12.5% Students said Sometimes unfair, Usually unfair and always Unfair.

6. Was your performance in assignments discussed with you?

The above question is asked to Students. The 67.4% Students said Every time, the 17.4% Students said Usually, the 9.9% Students said Occasionally/Sometimes, the 5.3% Students said Rarely and Never.

7. The institute takes active interest in promoting internship, student exchange, field visit opportunities for students.

The above question is asked to Students. The 63.3% Students said Regularly, the 15.4% Students said Often, the 14.8% Students said Sometimes, the 6.5% Students said Rarely and Never.



8. The teaching and mentoring process in your institution facilitates you in cognitive, social and emotional growth.

The above question is asked to Students. The 38.8% Students said Significantly, the 47.4% Students said Very well, the 9.9% Students said Moderately, the 3.9% Students said Marginally and Not at all.

9. The institution provides multiple opportunities to learn and grow.

The above question is asked to Students. The 39.8% Students said Strongly agree, the 41.1% Students said Agree, the 14.8% Students said Neutral, the 4.3% Students said Disagree and Strongly disagree.

10. Teachers inform you about your expected competencies, course outcomes and programme outcomes.

The above question is asked to Students. The 64.8% Students said Every time, the 22.4% Students said Usually, the 12.8% Students said Occasionally/Sometimes, Rarely and Never.

11. Your mentor does a necessary follow-up with an assigned task to you.

The above question is asked to Students. The 59.1% Students said Every time, the 24.7% Students said Usually, the 9.9% Students said Occasionally/Sometimes, the 6.3% Students said Rarely.

12. The teachers illustrate the concepts through examples and applications.

The above question is asked to Students. The 65.4% Students said Every time, the 21.6% Students said Usually, the 8.6% Students said Occasionally/Sometimes, the 4.4% Students said Rarely and Never.

13. The teachers identify your strengths and encourage you with providing right level of challenges.

The above question is asked to Students. The 62.2% Students said Fully, the 22.4% Students said Reasonably, the 9.4% Students said Partially, the 6.0% Students said Slightly and Unable.

14. Teachers are able to identify your weaknesses and help you to overcome them.

The above question is asked to Students. The 64.8% Students said Every time, the 21.1% Students said Usually, the 14.1% Students said Occasionally/Sometimes, Rarely and Never.

15. The institution makes effort to engage students in the monitoring, review and continuous quality improvement of the teaching learning process.

The above question is asked to Students. The 45.3% Students said Strongly agree, the 39.3% Students said Agree, the 15.4% Students said Neutral, Disagree and Strongly disagree.



16. The institute/ teachers use student centric methods, such as experiential learning, participative learning and problem solving methodologies for enhancing learning experiences.

The above question is asked to Students. The 51.8% Students said To a great extent, the 31.5% Students said Moderate, the 8.9% Students said Somewhat, the 7.8% Students said Very little and Not at all.

17. Teachers encourage you to participate in extracurricular activities.

The above question is asked to Students. The 45.3% Students said Strongly agree, the 39.8% Students said Agree, the 14.9% Students said Neutral, Disagree and Strongly disagree.

18. Efforts are made by the institute/ teachers to inculcate soft skills, life skills and employability skills to make you ready for the world of work.

The above question is asked to Students. The 50.5% Students said To a great extent, the 32.6% Students said Moderate, the 7.0% Students said Very little and the 9.9% Students said Somewhat and Not at all.

19. What percentage of teachers use ICT tools such as LCD projector, Multimedia, etc. while teaching.

The above question is asked to Students. The 35.9% Students said Above 90%, the 32.0% Students said 70 – 89%, the 18.5% Students said 50 – 69%, the 5.5% Students said 30 – 49% and the 8.1% Students said Below 29%.

20. The overall quality of teaching-learning process in your institute is very good.

The above question is asked to Students. The 45.3% Students said Strongly agree, the 40.9% Students said Agree, the 10.7% Students said Neutral, the 3.1% Students said Disagree.



Student Feedback Form 2021 -22

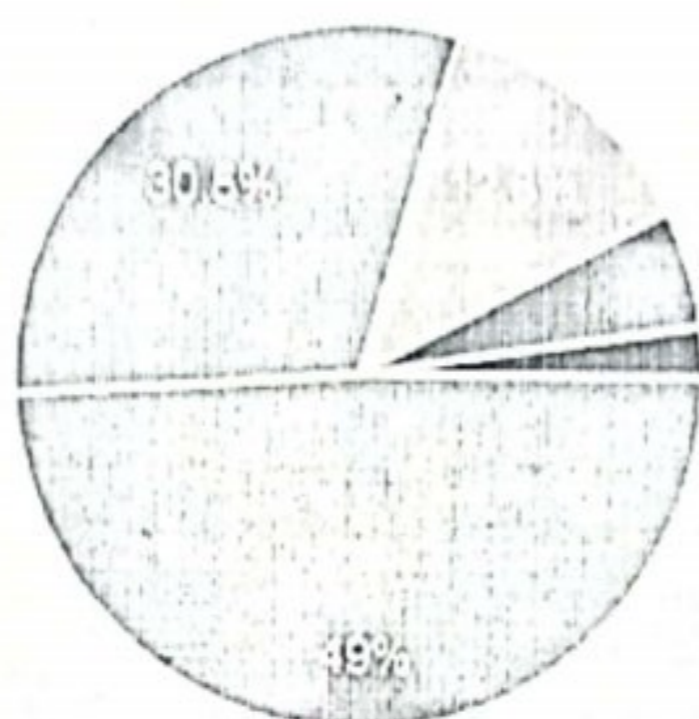
384 responses

[Publish analytics](#)

1. How much of the syllabus was covered in the class?

Copy

384 responses

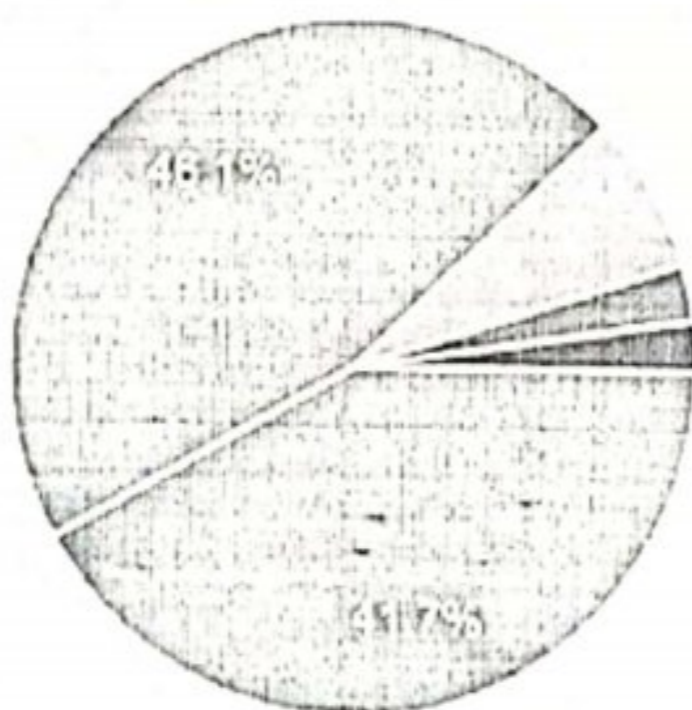


- 4 - 85 to 100%
- 3 - 70 to 84%
- 2 - 55 to 69%
- 1 - 30 to 54%
- 0 - Below 30%

2. How well did the teachers prepare for the classes?

Copy

384 responses



- 4 - Thoroughly
- 3 - Satisfactorily
- 2 - Poorly
- 1 - Indifferently
- 0 - Won't teach at all

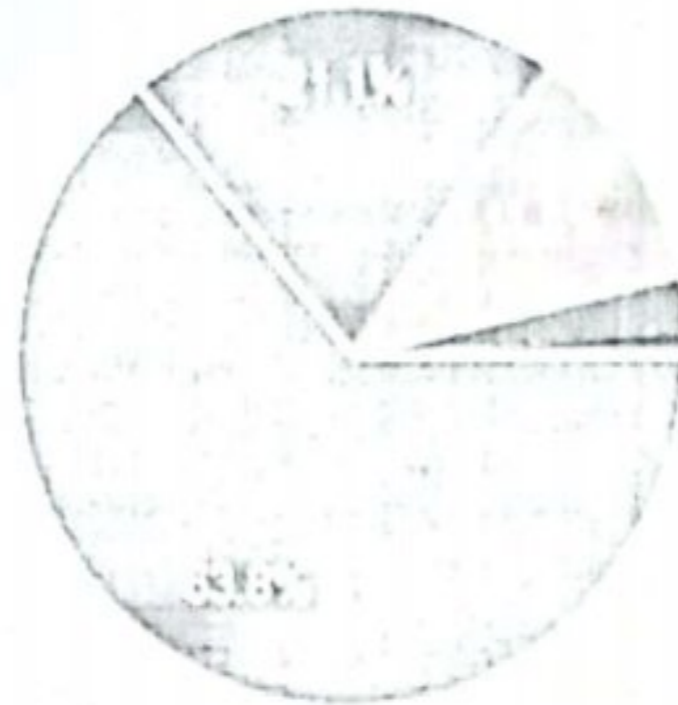


Criterion II - Teaching-Learning and Evaluation

3. How well were the teachers able to communicate?



384 responses

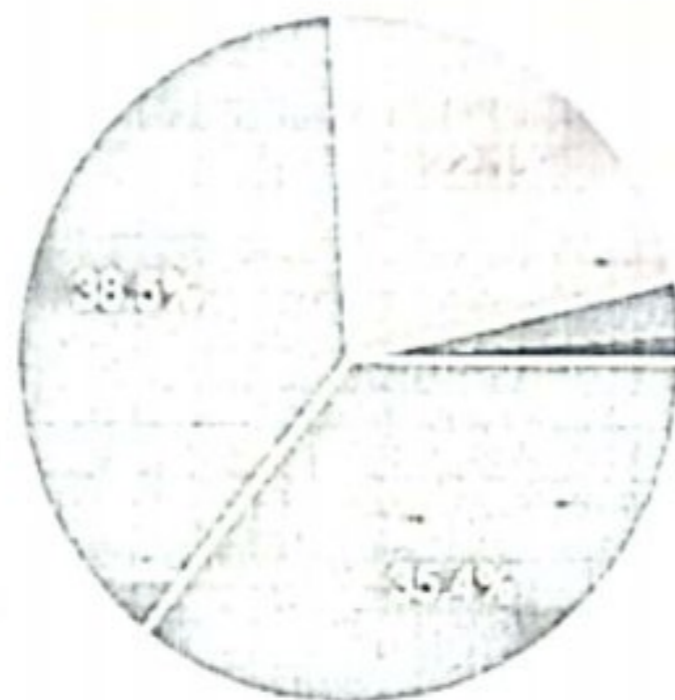


- 4 - Always effective
- 3 - Sometimes effective
- 2 - Just satisfactorily
- 1 - Generally ineffective
- 0 - Very poor communication

4. The teacher's approach to teaching can best be described as



384 responses

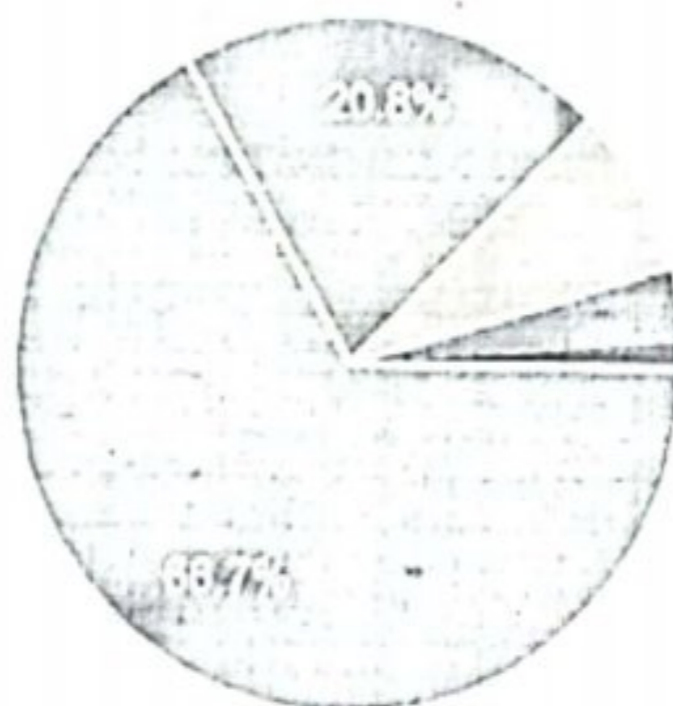


- 4 - Excellent
- 3 - Very good
- 2 - Good
- 1 - Fair
- 0 - Poor

5. Fairness of the internal evaluation process by the teachers.



384 responses



- 4 - Always fair
- 3 - Usually fair
- 2 - Sometimes unfair
- 1 - Usually unfair
- 0 - Unfair



6. Was your performance in assignments discussed with you?

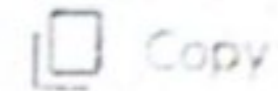


384 responses

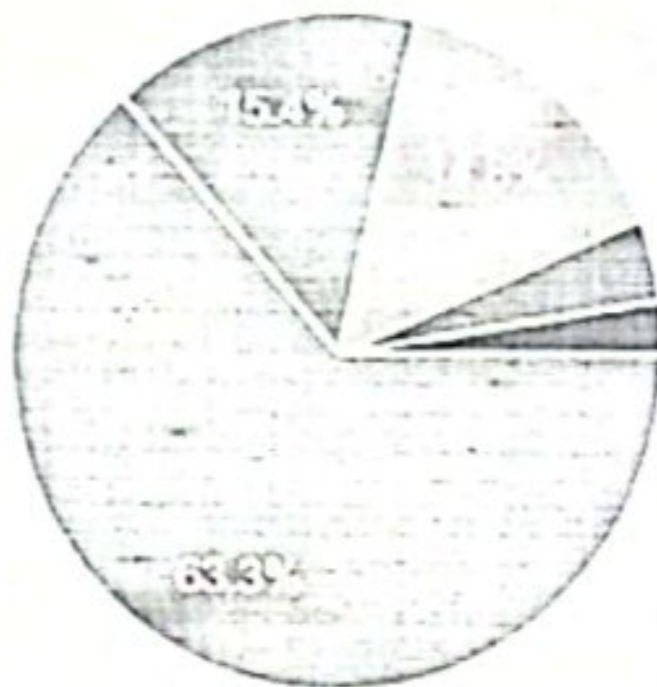


- 4 - Every time
- 3 - Usually
- 2 - Occasionally/Sometimes
- 1 - Rarely
- 0 - Never

7. The institute takes active interest in promoting internship, student exchange, field visit opportunities for students.



384 responses

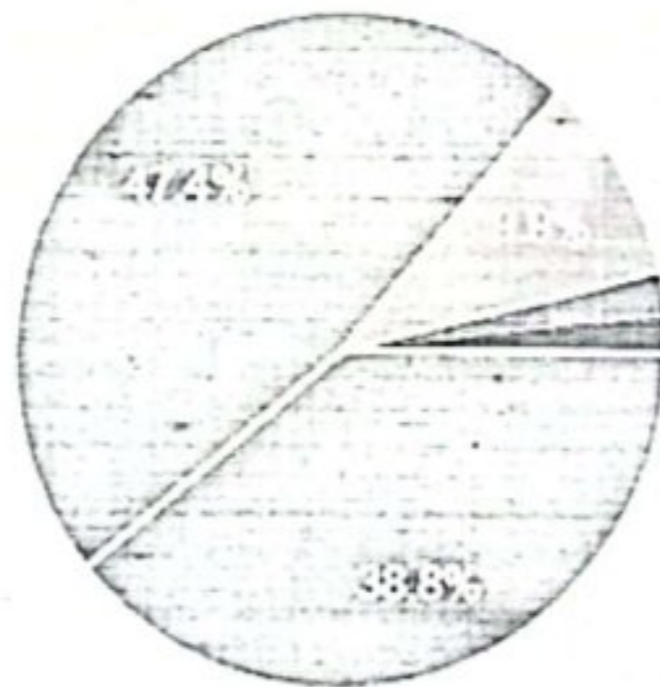


- 4 - Regularly
- 3 - Often
- 2 - Sometimes
- 1 - Rarely
- 0 - Never

8. The teaching and mentoring process in your institution facilitates you in cognitive, social and emotional growth.



384 responses



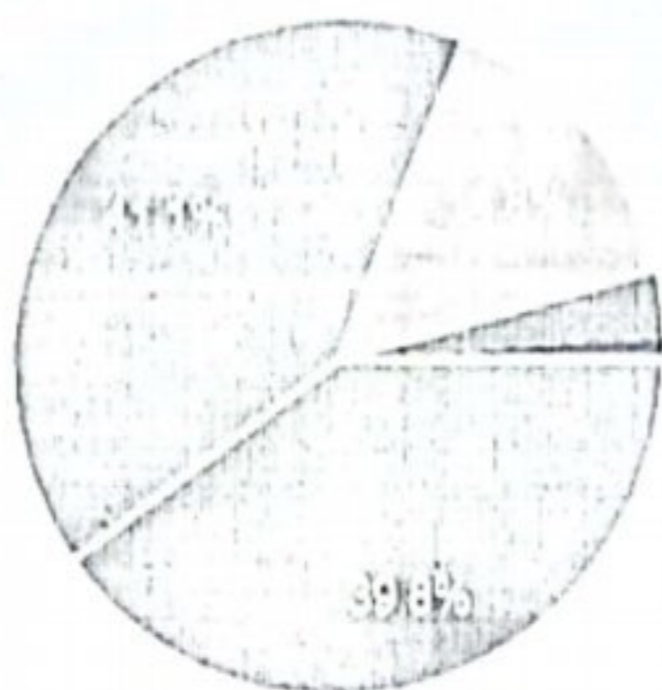
- 4 - Significantly
- 3 - Very well
- 2 - Moderately
- 1 - Marginally
- 0 - Not at all



9. The institution provides multiple opportunities to learn and grow.

Copy

384 responses

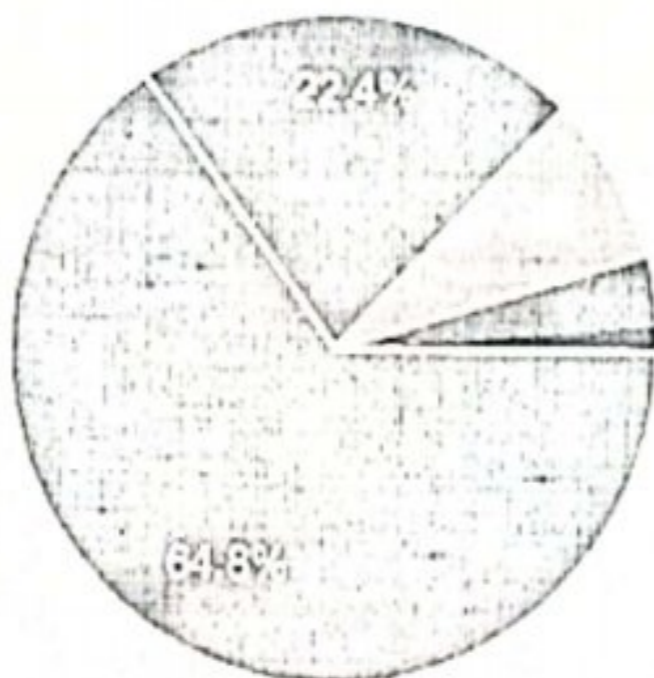


- 4 - Strongly agree
- 3 - Agree
- 2 - Neutral
- 1 - Disagree
- 0 - Strongly disagree

10. Teachers inform you about your expected competencies, course outcomes and programme outcomes.

Copy

384 responses

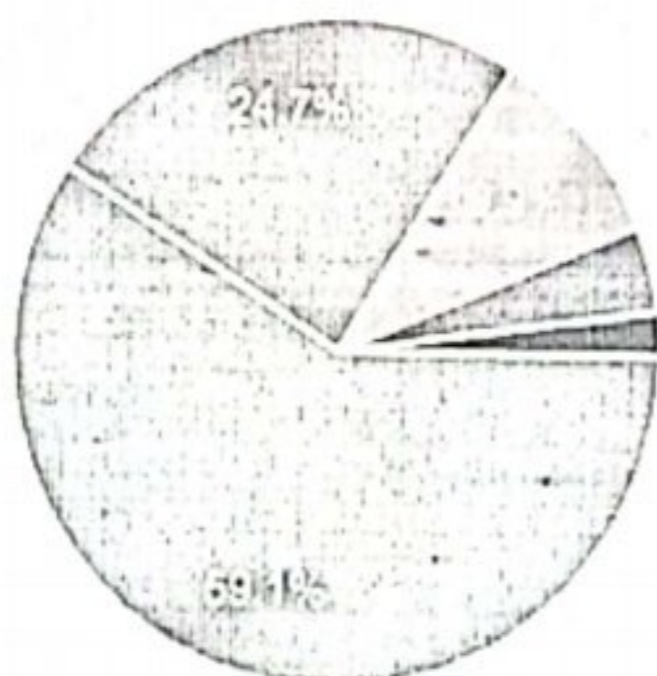


- 4 - Every time
- 3 - Usually
- 2 - Occasionally/Sometimes
- 1 - Rarely
- 0 - Never

11. Your mentor does a necessary follow-up with an assigned task to you.

Copy

384 responses



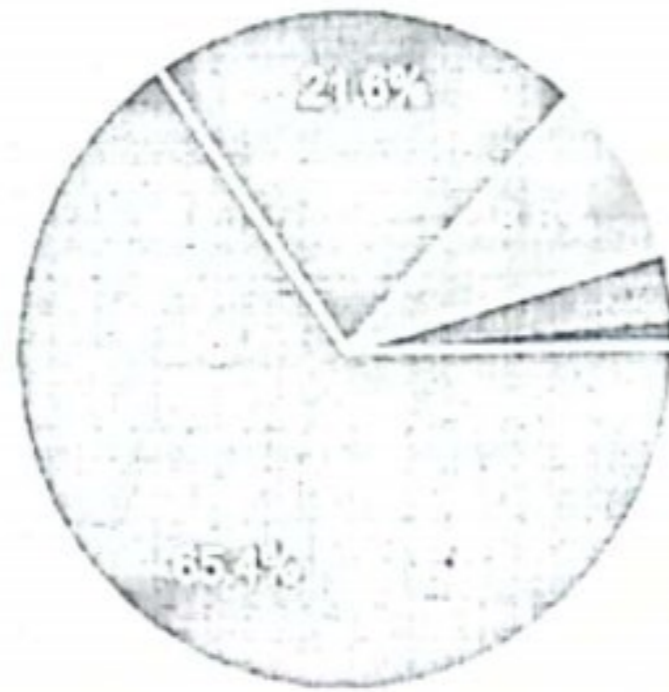
- 4 - Every time
- 3 - Usually
- 2 - Occasionally/Sometimes
- 1 - Rarely
- 0 - I don't have a mentor



12. The teachers illustrate the concepts through examples and applications.

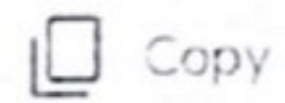


384 responses

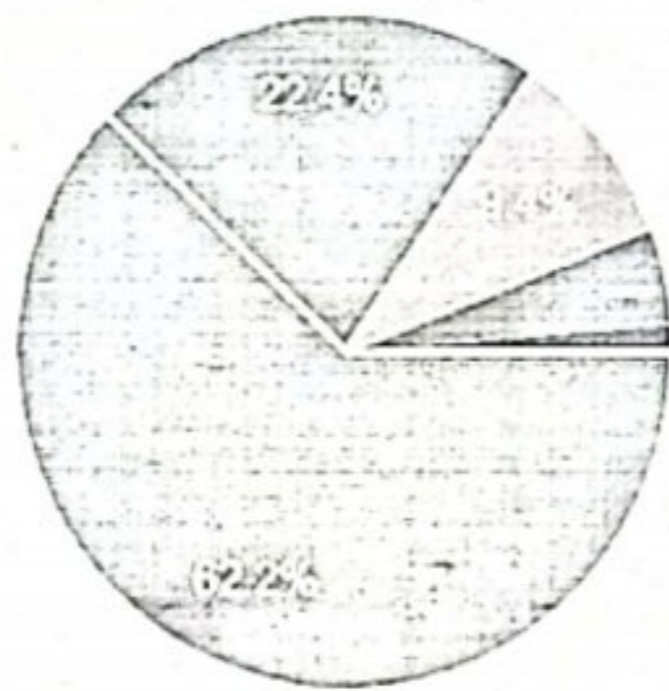


- 4 - Every time
- 3 - Usually
- 2 - Occasionally/Sometimes
- 1 - Rarely
- 0 - Never

13. The teachers identify your strengths and encourage you with providing right level of challenges.

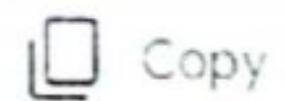


384 responses

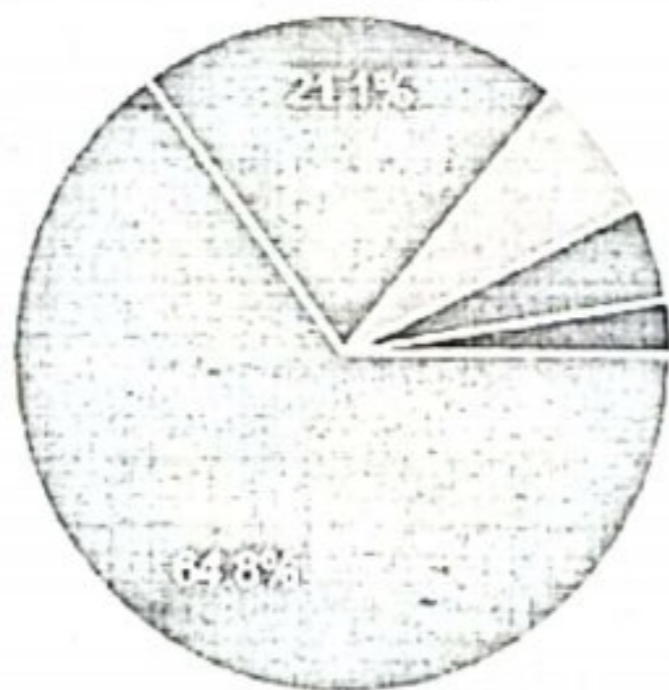


- 4 - Fully
- 3 - Reasonably
- 2 - Partially
- 1 - Slightly
- 0 - Unable to

14. Teachers are able to identify your weaknesses and help you to overcome them.



384 responses



- 4 - Every time
- 3 - Usually
- 2 - Occasionally/Sometimes
- 1 - Rarely
- 0 - Never






15. The institution makes effort to engage students in the monitoring, review and continuous quality improvement of the teaching learning process

384 responses

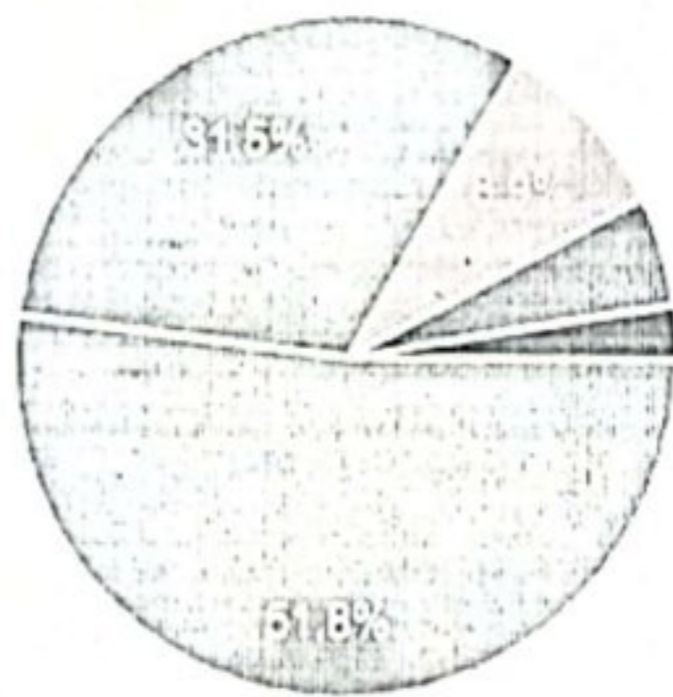


- 4 - Strongly agree
- 3 - Agree
- 2 - Neutral
- 1 - Disagree
- 0 - Strongly disagree




16. The institute/ teachers use student centric methods, such as experiential learning, participative learning and problem solving methodologies for enhancing learning experiences.

384 responses

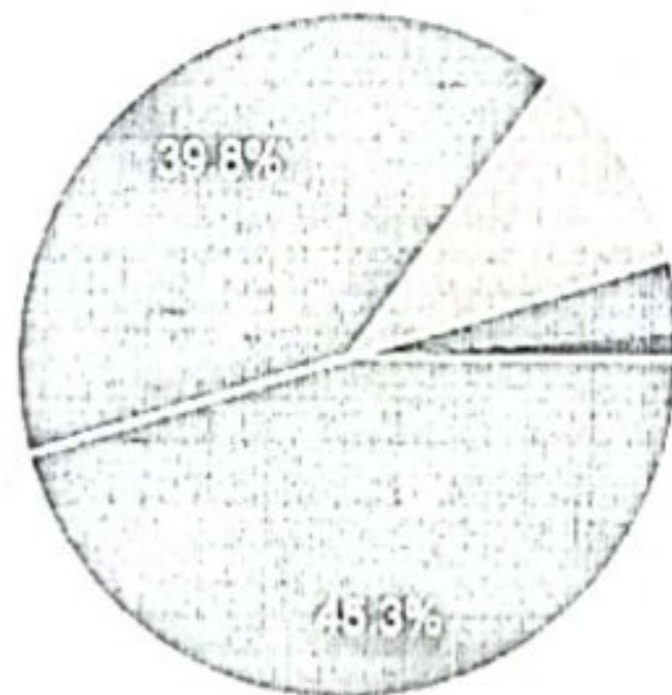


- 4 - To a great extent
- 3 - Moderate
- 2 - Some what
- 1 - Very little
- 0 - Not at all



17. Teachers encourage you to participate in extracurricular activities.

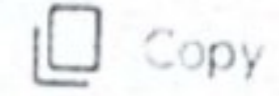
384 responses



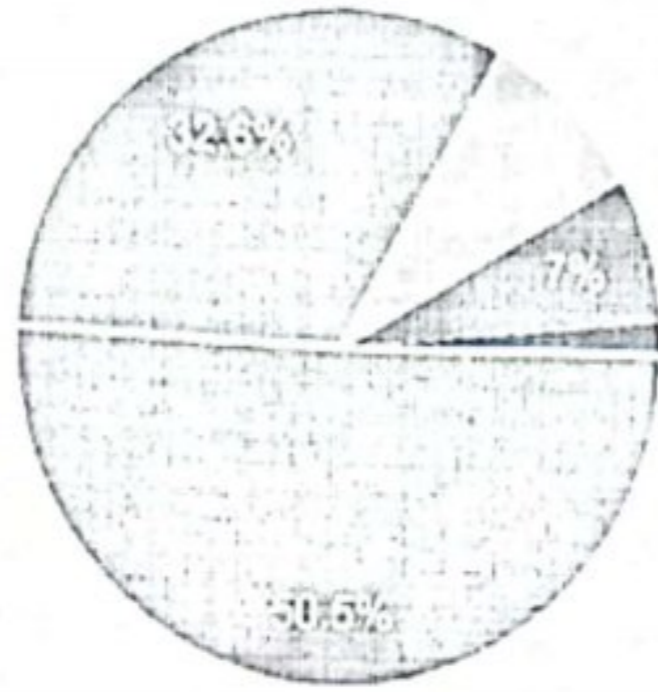
- 4 - Strongly agree
- 3 - Agree
- 2 - Neutral
- 1 - Disagree
- 0 - Strongly disagree



18. Efforts are made by the institute/ teachers to inculcate soft skills, life skills and employability skills to make you ready for the world of work.



384 responses

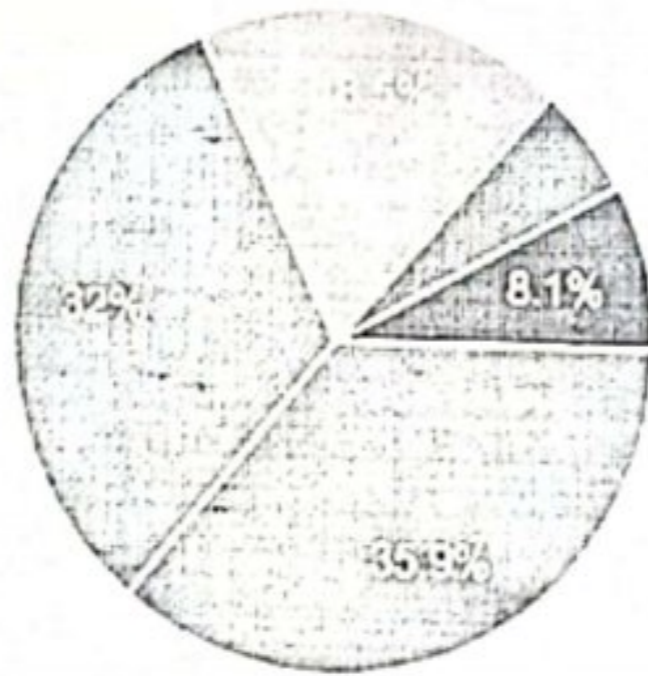


- 4 - To a great extent
- 3 - Moderate
- 2 - Some what
- 1 - Very little
- 0 - Not at all

19. What percentage of teachers use ICT tools such as LCD projector, Multimedia, etc. while teaching.



384 responses

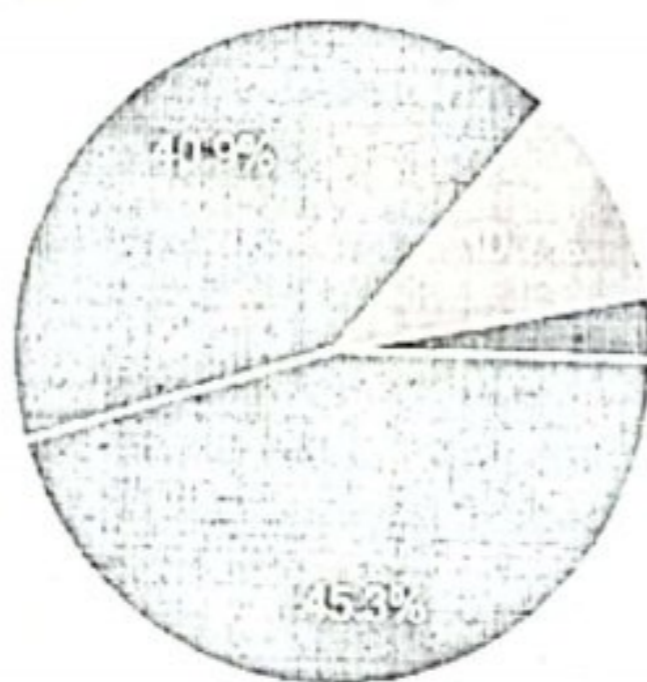


- 4 - Above 90%
- 3 - 70 - 89%
- 2 - 50 - 69%
- 1 - 30 - 49%
- 0 - Below 29%

20. The overall quality of teaching-learning process in your institute is very good.



384 responses



- 4 - Strongly agree
- 3 - Agree
- 2 - Neutral
- 1 - Disagree
- 0 - Strongly disagree



Analysis of Parents Feedback 2021-22

210 responses are received from Parents. The analyses of Parents' Feedback are given below:

Infrastructure of College

The above question is asked to Parents. The 39.5% Parents said Very Good, the 50.0% Parents said Good, the 9.5% Parents said Satisfactory and the 1% Parents said Unsatisfactory.

Teaching

The above question is asked to Parents. The 45.2% Parents said Very Good, the 43.3% Parents said Good, the 9.5% Parents said Satisfactory and the 2% Parents said Unsatisfactory.

Accessibility of the Office

The above question is asked to Parents. The 37.1% Parents said Very Good, the 52.4% Parents said Good, the 10.5% Parents said Satisfactory and Unsatisfactory.

Value Based Education

The above question is asked to Parents. The 43.3% Parents said Very Good, the 42.9% Parents said Good, the 12.9% Parents said Satisfactory and the 0.9% Parents said Unsatisfactory.

Job Orientation

The above question is asked to Parents. The 28.6% Parents said Very Good, the 48.1% Parents said Good, the 18.1% Parents said Satisfactory and the 5.2% Parents said Unsatisfactory.

Parent Teacher Association

The above question is asked to Parents. The 31.4% Parents said Very Good, the 52.9% Parents said Good, the 13.8% Parents said Satisfactory and the 1.9% Parents said Unsatisfactory.

University Curriculum

The above question is asked to Parents. The 34.8% Parents said Very Good, the 53.3% Parents said Good, the 10.5% Parents said Satisfactory and the 1.4% Parents said Unsatisfactory.

Sanitation, Canteen and Drinking Water

The above question is asked to Parents. The 38.1% Parents said Very Good, the 47.6% Parents said Good, the 11.9% Parents said Satisfactory and the 2.4% Parents said Unsatisfactory.

Academic Atmosphere



The above question is asked to Parents. The 37.1% Parents said Very Good, the 52.4% Parents said Good, the 9.0% Parents said Satisfactory and the 1.5% Parents said Unsatisfactory.

Extra Activity

The above question is asked to Parents. The 33.8% Parents said Very Good, the 50.0% Parents said Good, the 13.3% Parents said Satisfactory and the 2.9% Parents said Unsatisfactory.



Parents Feedback Form 2021-22

210 responses

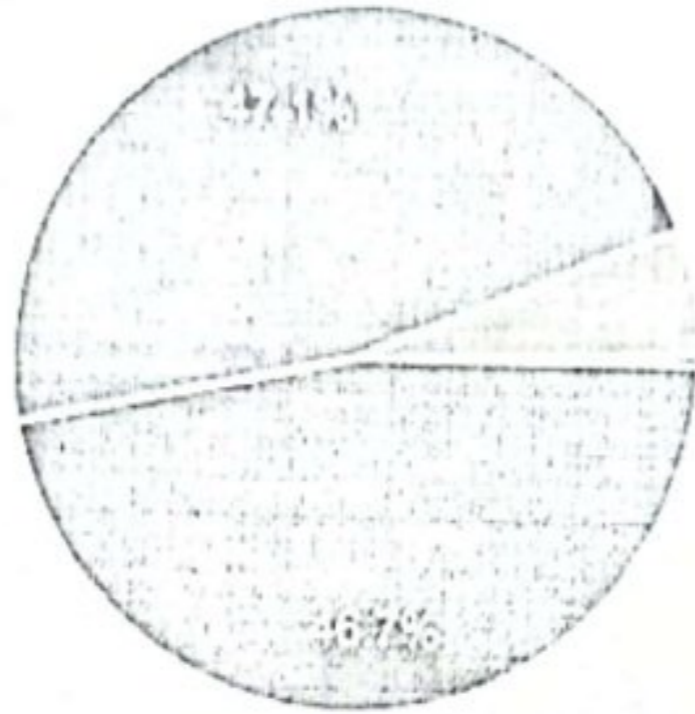
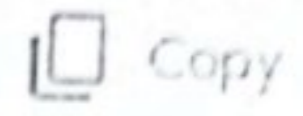
Publish analytics



Parents Feedback

Admission Process

210 responses

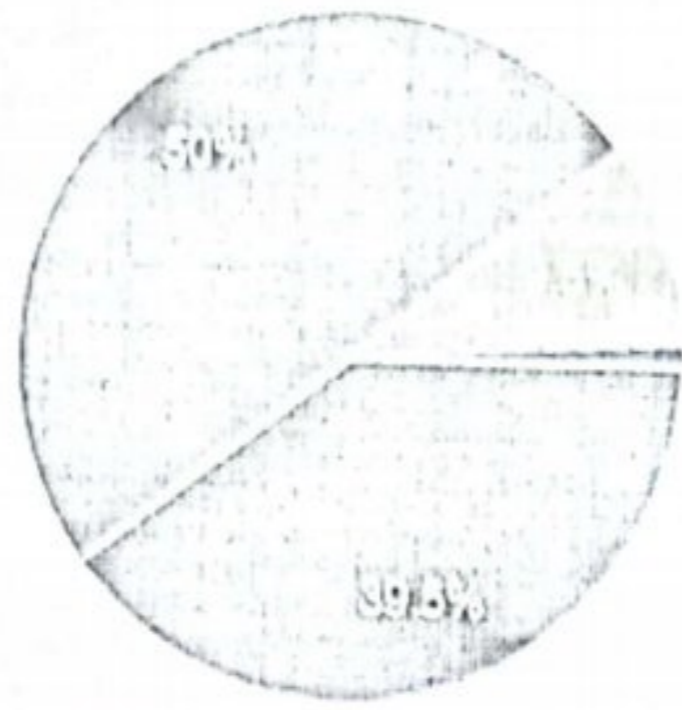
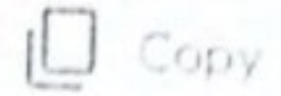


- Very Good
- Good
- Satisfactory
- Unsatisfactory



Infrastructure of the College

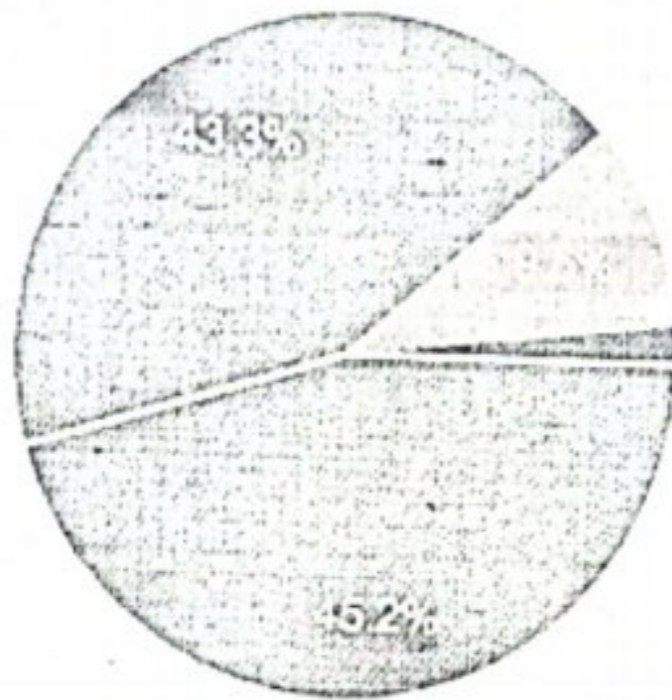
210 responses



- Very Good
- Good
- Satisfactory
- Unsatisfactory

Teaching

210 responses



- Very Good
- Good
- Satisfactory
- Unsatisfactory

Accessibility of the Office

210 responses





- Very Good
- Good
- Satisfactory
- Unsatisfactory



Value based education

210 responses

 Copy

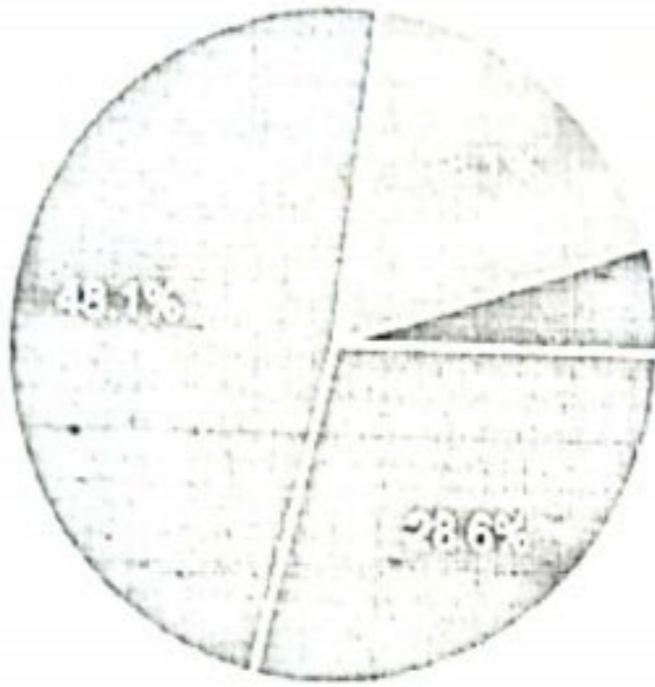


- Very Good
- Good
- Satisfactory
- Unsatisfactory

Job Orientation

210 responses

 Copy

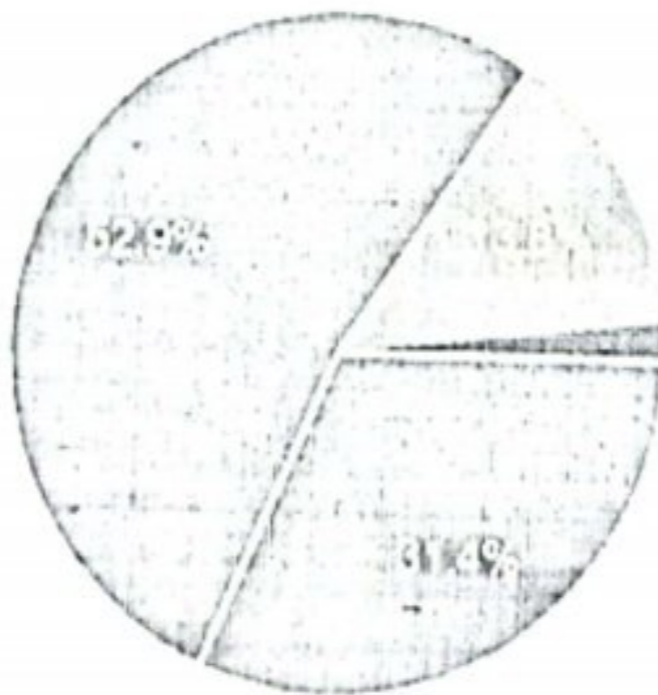


- Very Good
- Good
- Satisfactory
- Unsatisfactory

Parent-Teacher Association

210 responses

 Copy



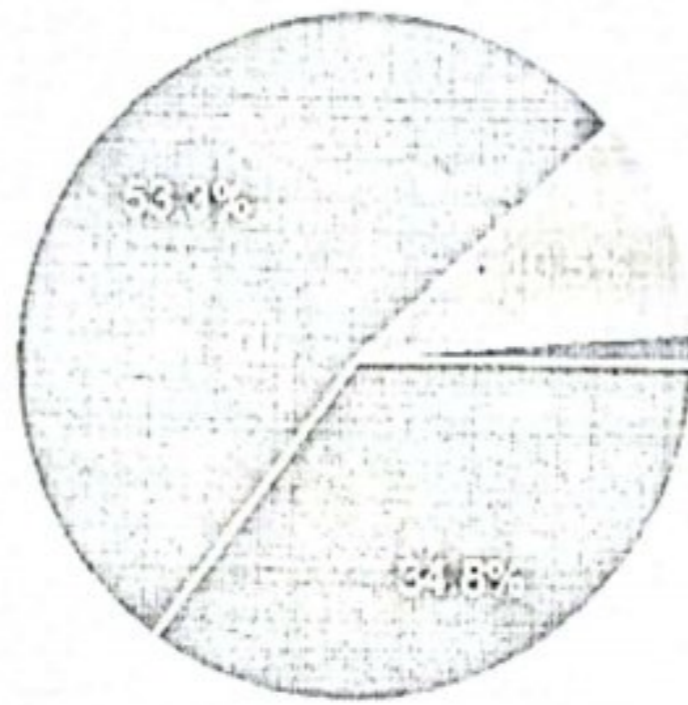
- Very Good
- Good
- Satisfactory
- Unsatisfactory



University Curriculum

210 responses

 Copy

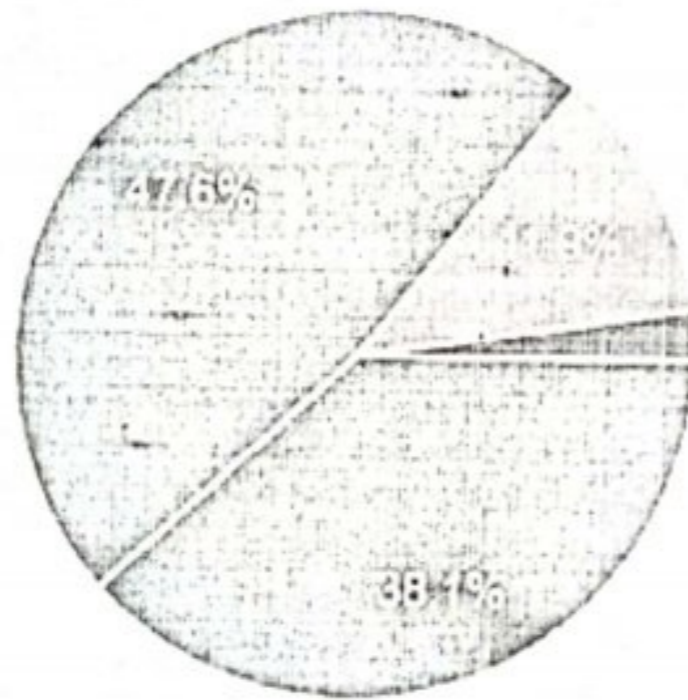


- Very Good
- Good
- Satisfactory
- Unsatisfactory

Sanitation, Canteen and Drinking Water

210 responses

 Copy

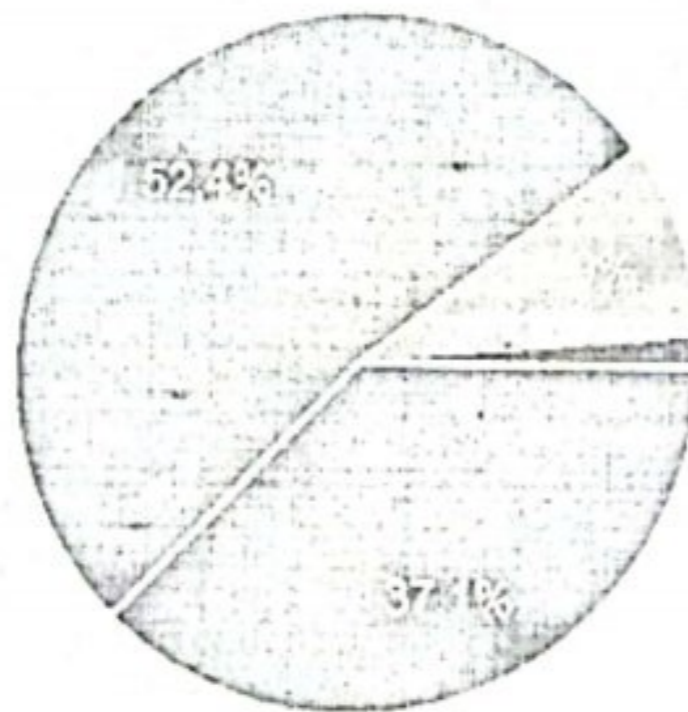


- Very Good
- Good
- Satisfactory
- Unsatisfactory

Academic Atmosphere

210 responses

 Copy



- Very Good
- Good
- Satisfactory
- Unsatisfactory



Entry Activity

2/11 responses

0/100



- Very Good
- Good
- Satisfactory
- Unsatisfactory



Analysis of Alumni Feedback 2021-22

6 responses are received from Alumni. The analyses of Alumni' Feedback are given below:

Do you feel proud to be associated with Nutan Adarsh College as an Alumni?

The above question is asked to Alumni. The 33.33% Alumni are neutral. 16.7% Alumni are Agree and 50% Alumni are Strongly Agree.

College had undertaken the various activities for the all round development of students?

The above question is asked to Alumni. The 33.33% Alumni are neutral. 33.33% Alumni are Agree and 33.33% Alumni are Strongly Agree.

College had undertaken the various activiites for the all round development of students?

The above question is asked to Alumni. The 50.00% Alumni are neutral. 33.33% Alumni are Agree and 16.7% Alumni are Strongly Agree.

You are willing to contribute for the development of college ?

The above question is asked to Alumni. The 16.70% Alumni are neutral. 83.30% Alumni are Agree.

As a student, your grievances were properly handled?

The above question is asked to Alumni. The 50.00% Alumni are neutral. 16.7% Alumni are Agree and 33.33% Alumni are Strongly Agree.

While studying in the college you were satisfied with the labortaries and equipments?

The above question is asked to Alumni. The 16.70% Alumni are Disagree. 16.7% Alumni are Agree and 66.70% Alumni are Strongly Agree.

While studying in the college you were satisfied with the library facilities?

The above question is asked to Alumni. The 16.70% Alumni are Disagree. The 16.7% Alumni are neutral. 66.70% Alumni are Strongly Agree.

While studying in the college you were satisfied with the sports and recreation facilities?

The above question is asked to Alumni. The 16.70% Alumni are Strongly Disagree. The 33.33% Alumni are Disagree. 50.00% Alumni are Strongly Agree.

While studying in the college you were satisfied with the computer facilities?

The above question is asked to Alumni. The 33.33% Alumni are Strongly Disagree. The 16.7% Alumni are Disagree. The 33.33% Alumni are neutral. 16.7% Alumni are Agree.

While studying in the college you have obtained sufficient technical and theory knowledge?

The above question is asked to Alumni. The 16.7% Alumni are Disagree. The 16.7% Alumni are neutral. 33.33% Alumni are Agree. 33.33% Alumni are Strongly Agree.



As alumni you were satisfied with the cooperation of teachers and support staff?

The above question is asked to Alumni. The 16.7% Alumni are Strongly Disagree. 66.70% Alumni are Agree. 16.70% Alumni are Strongly Agree.

Education imparted in the college is useful and relevant to your present job?

The above question is asked to Alumni. The 33.33% Alumni are Disagree. The 16.7% Alumni are neutral. 16.70% Alumni are Agree. 33.33% Alumni are Strongly Agree.

At present, there is an improvement in laboratories and equipments?

The above question is asked to Alumni. The 33.33% Alumni are neutral. 16.70% Alumni are Agree. 50.00% Alumni are Strongly Agree.

At present, there is an improvement in library facilities?

The above question is asked to Alumni. The 33.33% Alumni are neutral. 16.70% Alumni are Agree. 50.00% Alumni are Strongly Agree.

At present, there is an improvement in the sports and recreation facilities?

The above question is asked to Alumni. The 33.33% Alumni are Disagree. The 16.7% Alumni are neutral. 50.00% Alumni are Strongly Agree.

At present, there is an improvement in the computer facilities?

The above question is asked to Alumni. The 33.33% Alumni are neutral. 50.00% Alumni are Agree. 16.70% Alumni are Strongly Agree.




ALUMNI feedback form 2021-22

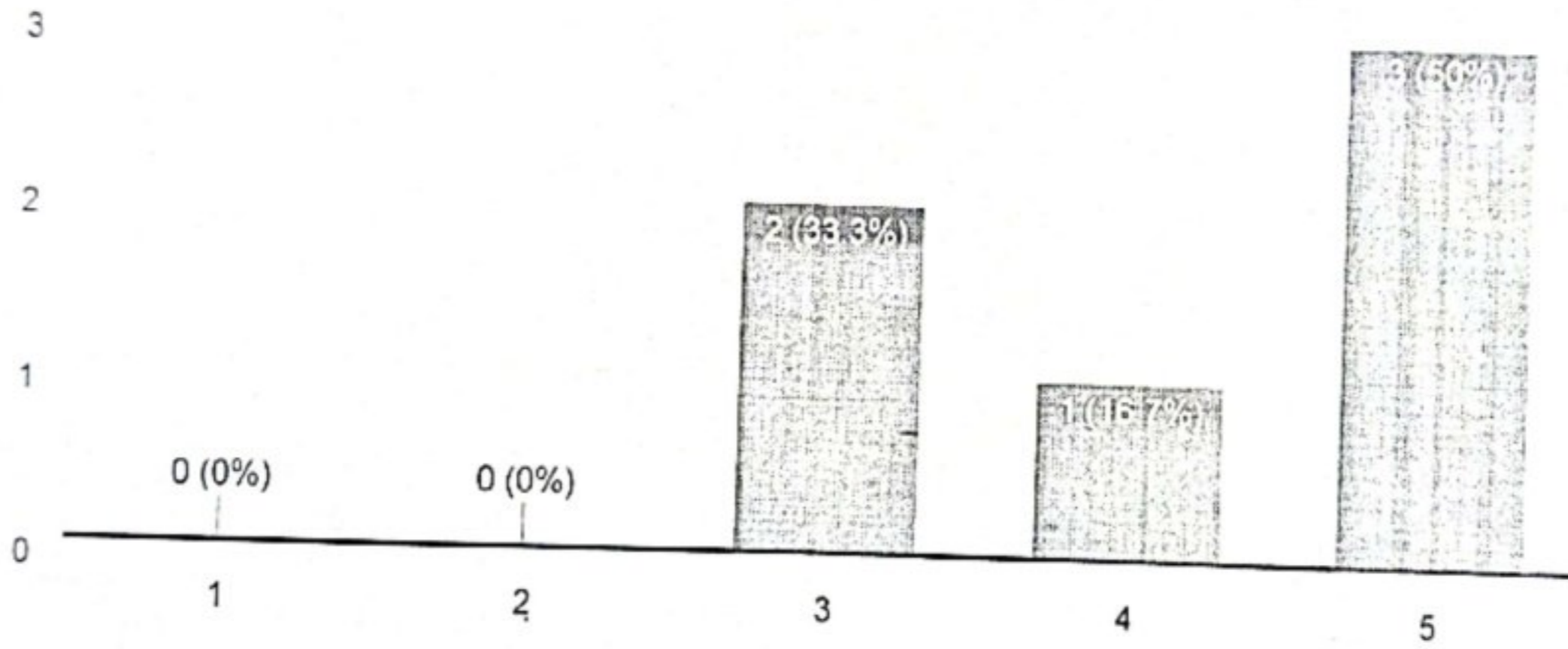
6 responses

Untitled Section Kindly select the appropriate option as per the following criterion

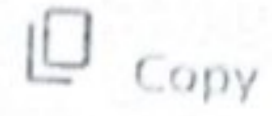
Do you feel proud to be associated with Nutan Adarsh college as an Alumni? *

 Copy

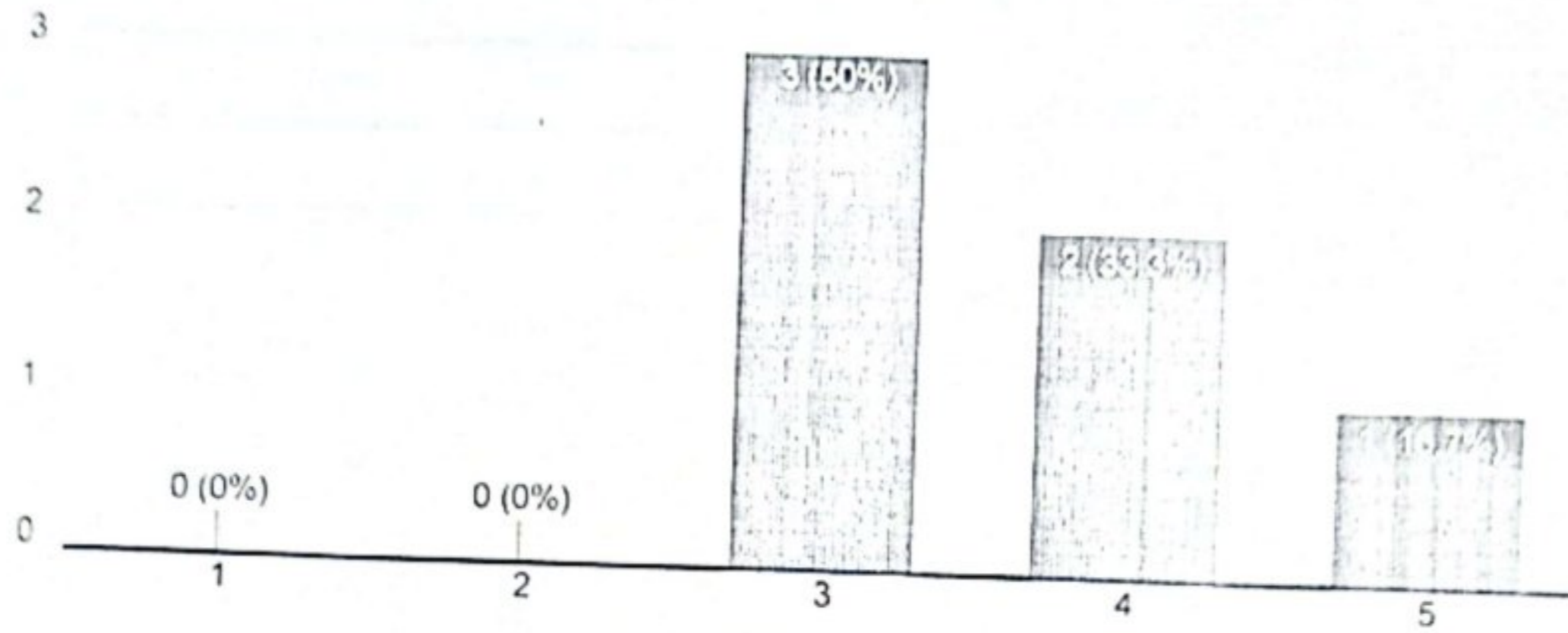
6 responses



College had undertaken the various activities for the all round development of students *



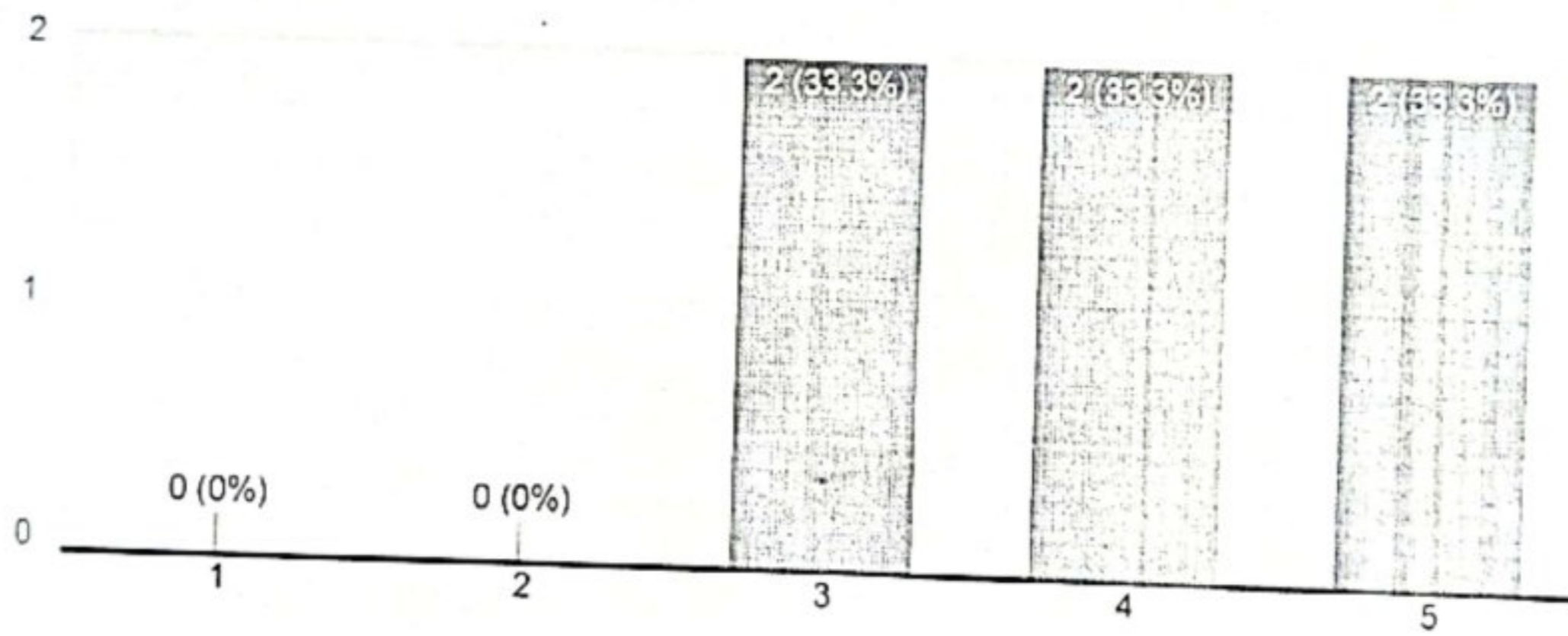
6 responses




College had undertaken the various activities for the all round development of students *



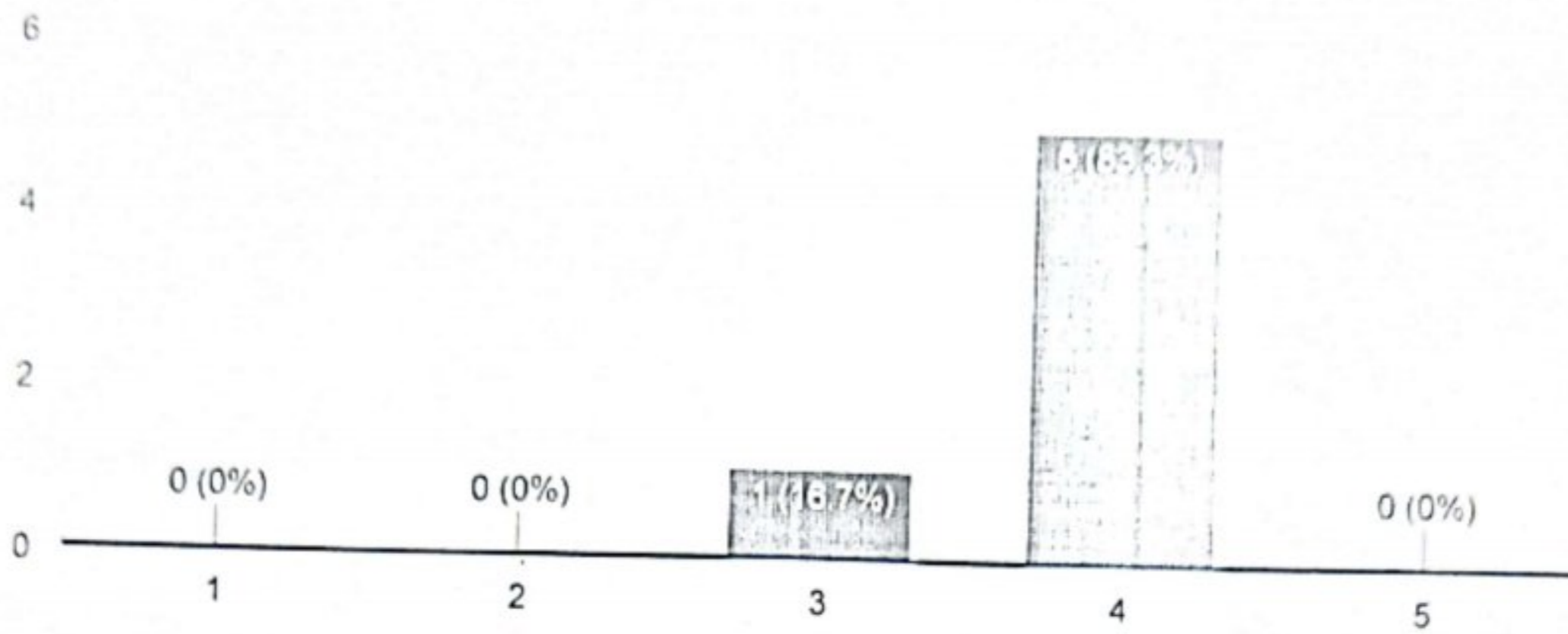
6 responses



You are willing to contribute for the development of college *

 Copy

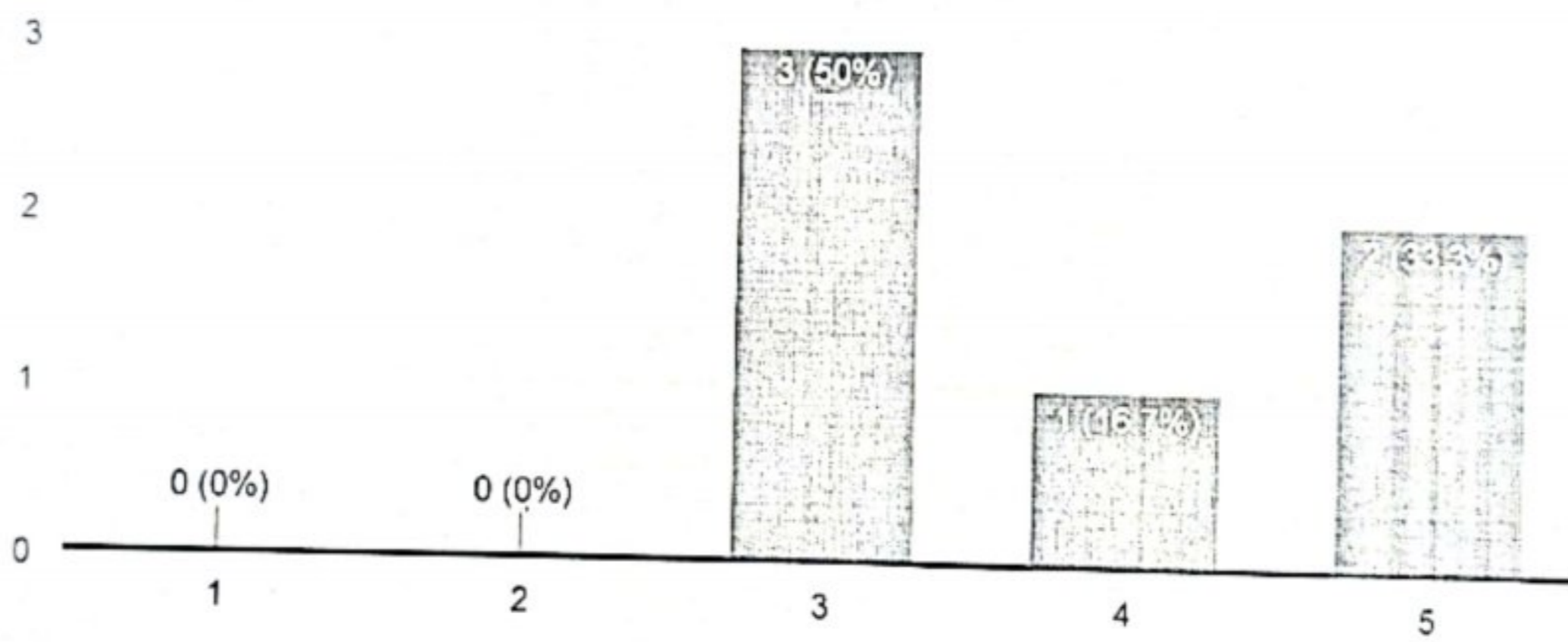
6 responses




As a student, your grievances were properly handled. *

 Copy

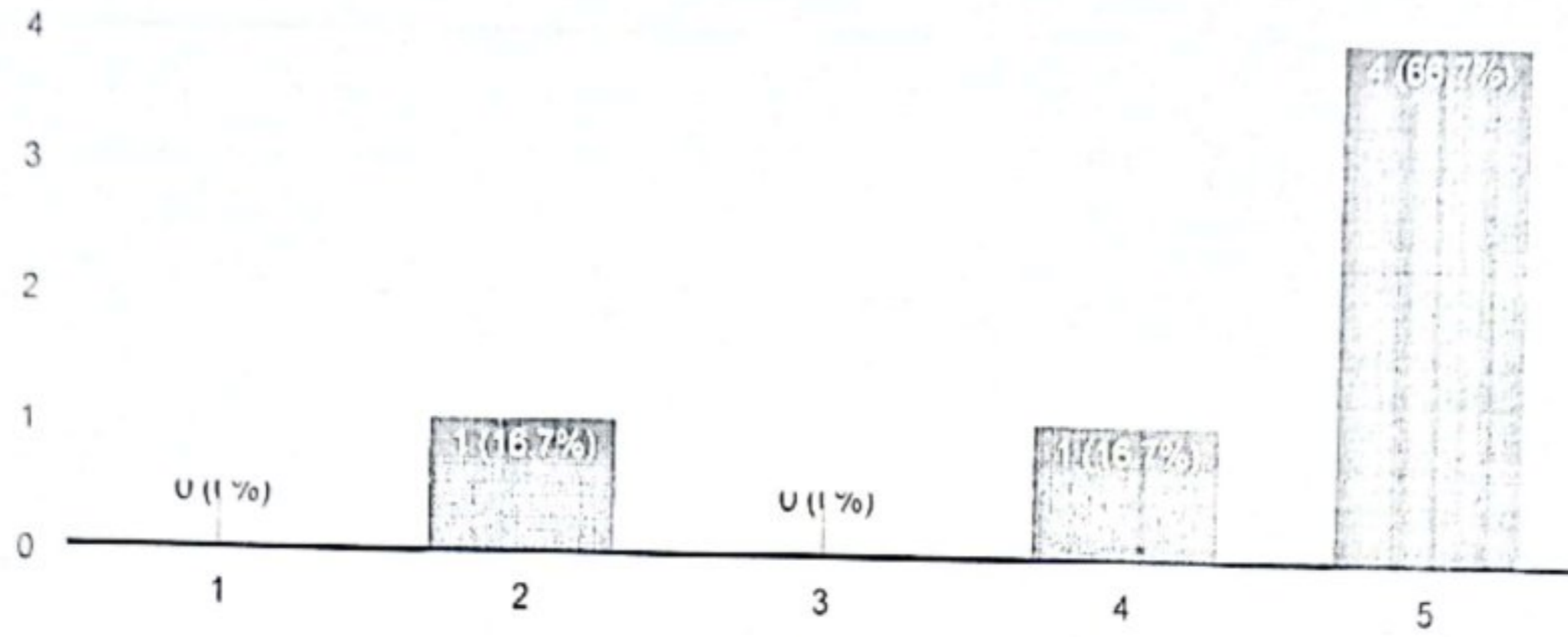
6 responses



While studying in the college you were satisfied with the labortaries and equipments *

 Copy

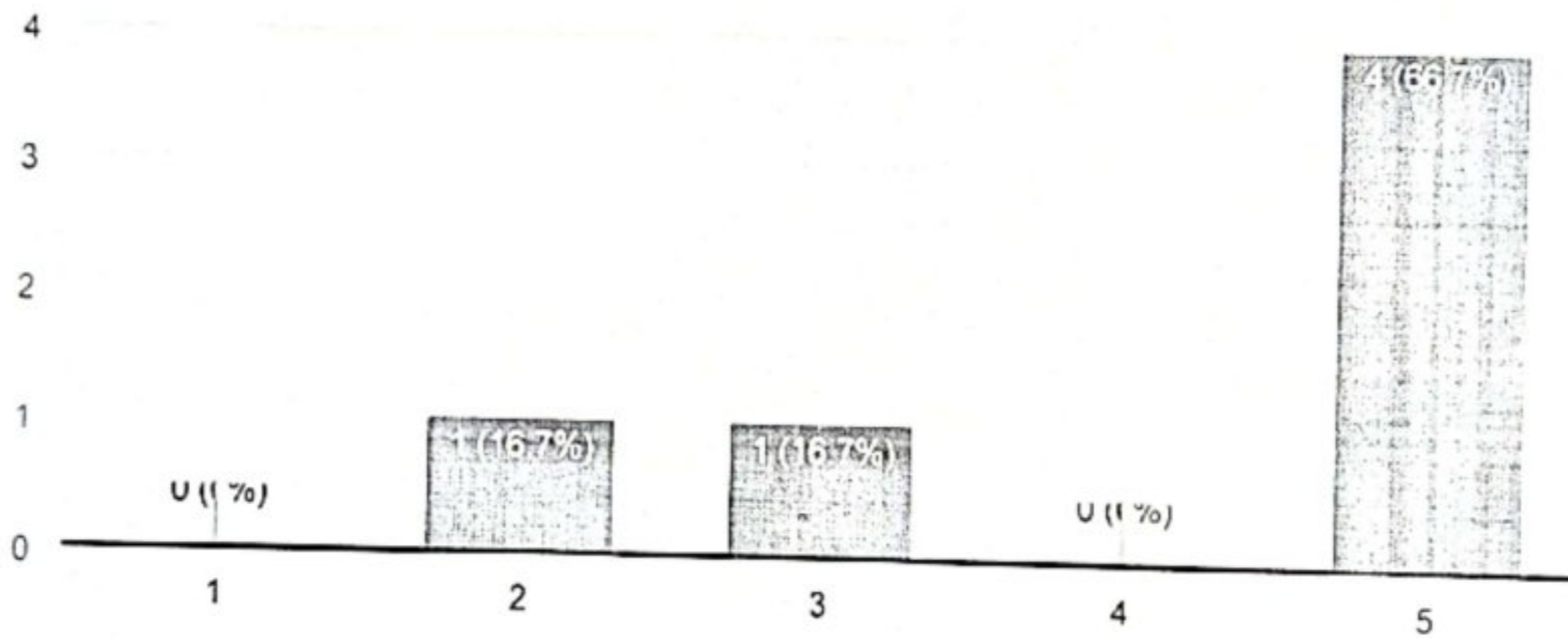
6 responses




While studying in the college you were satisfied with the library facilities *

 Copy

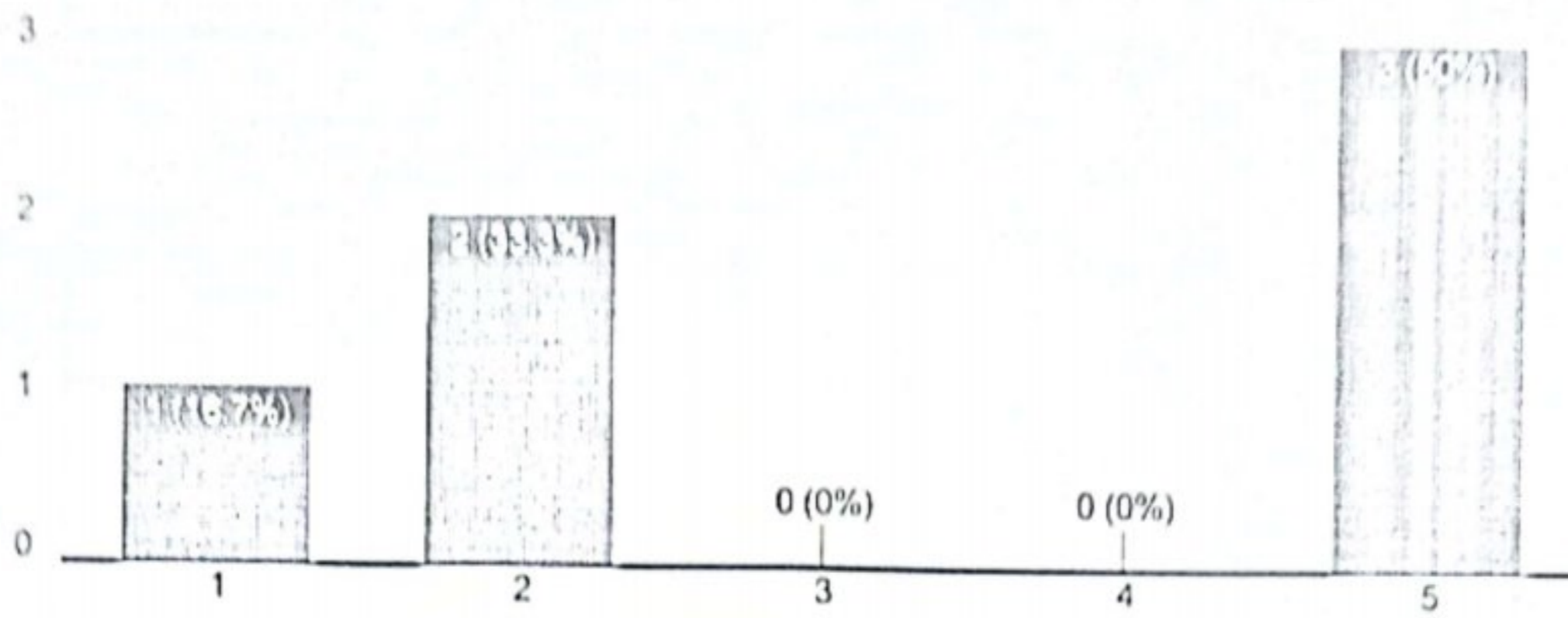
6 responses



While studying in the college you were satisfied with the sports and recreation facilities

 Copy

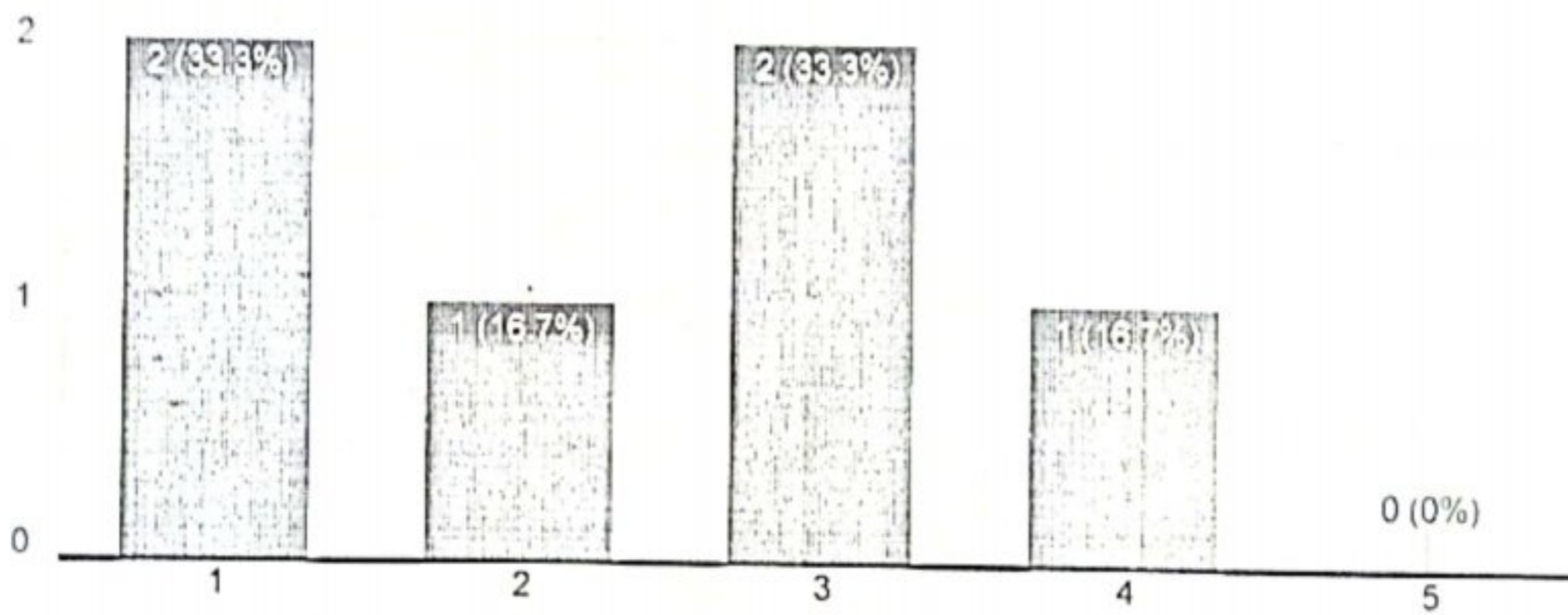
6 responses




While studying in the college you were satisfied with the computer facilities

 Copy

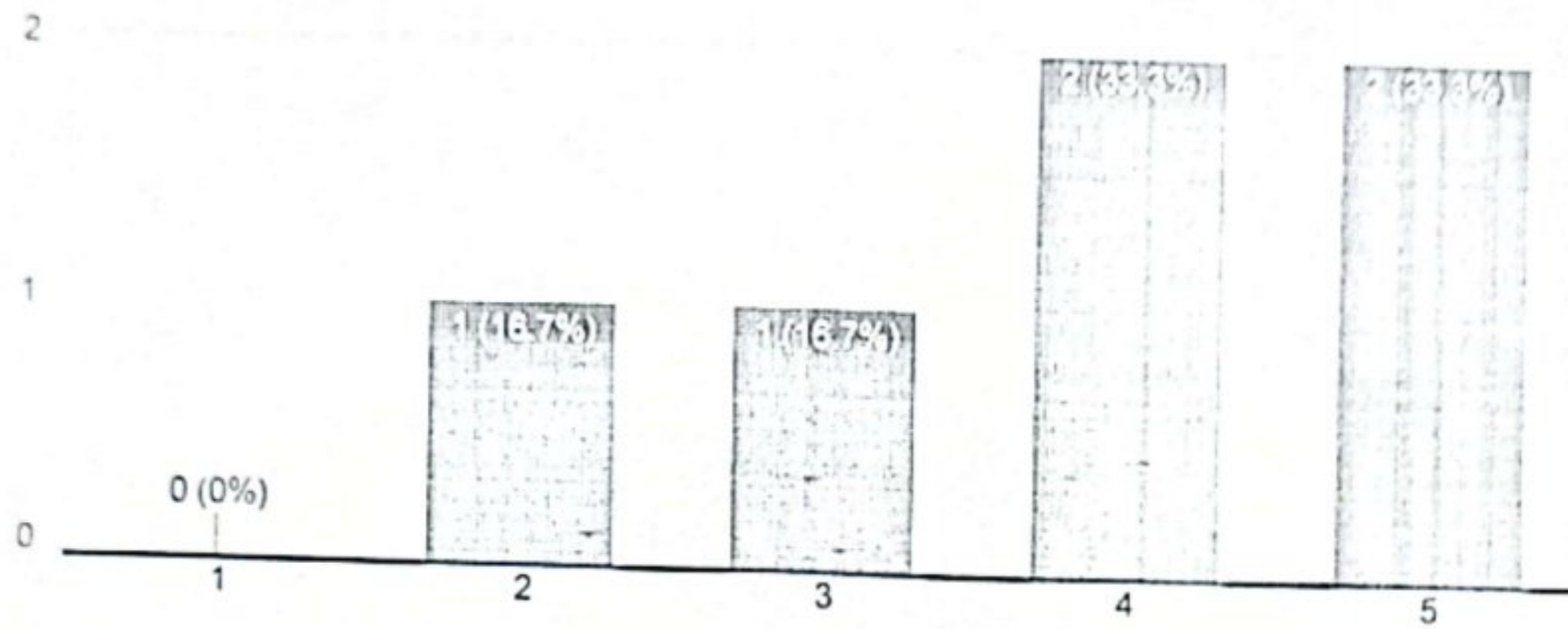
6 responses



While studying in the college you have obtained sufficient technical and theory knowledge

 Copy

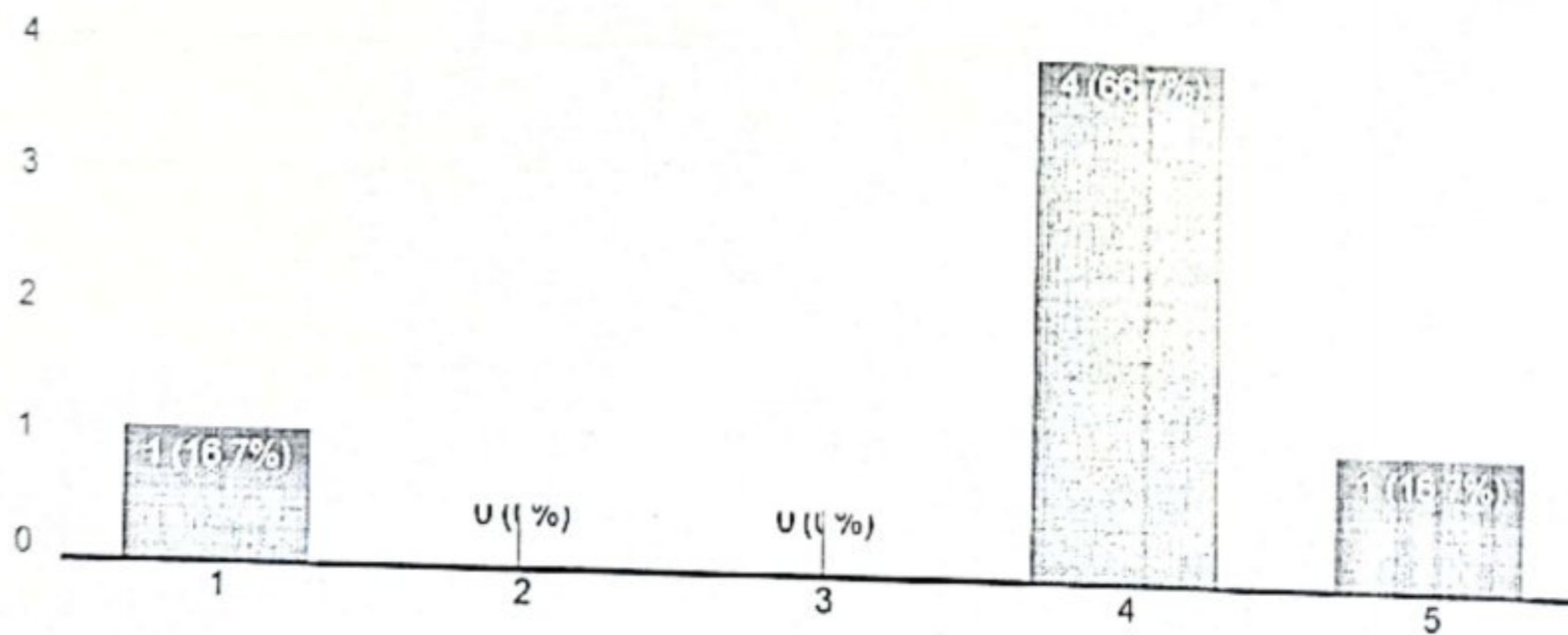
6 responses




As an alumni you were satisfied with the copoeration of teachers and support staf

 Copy

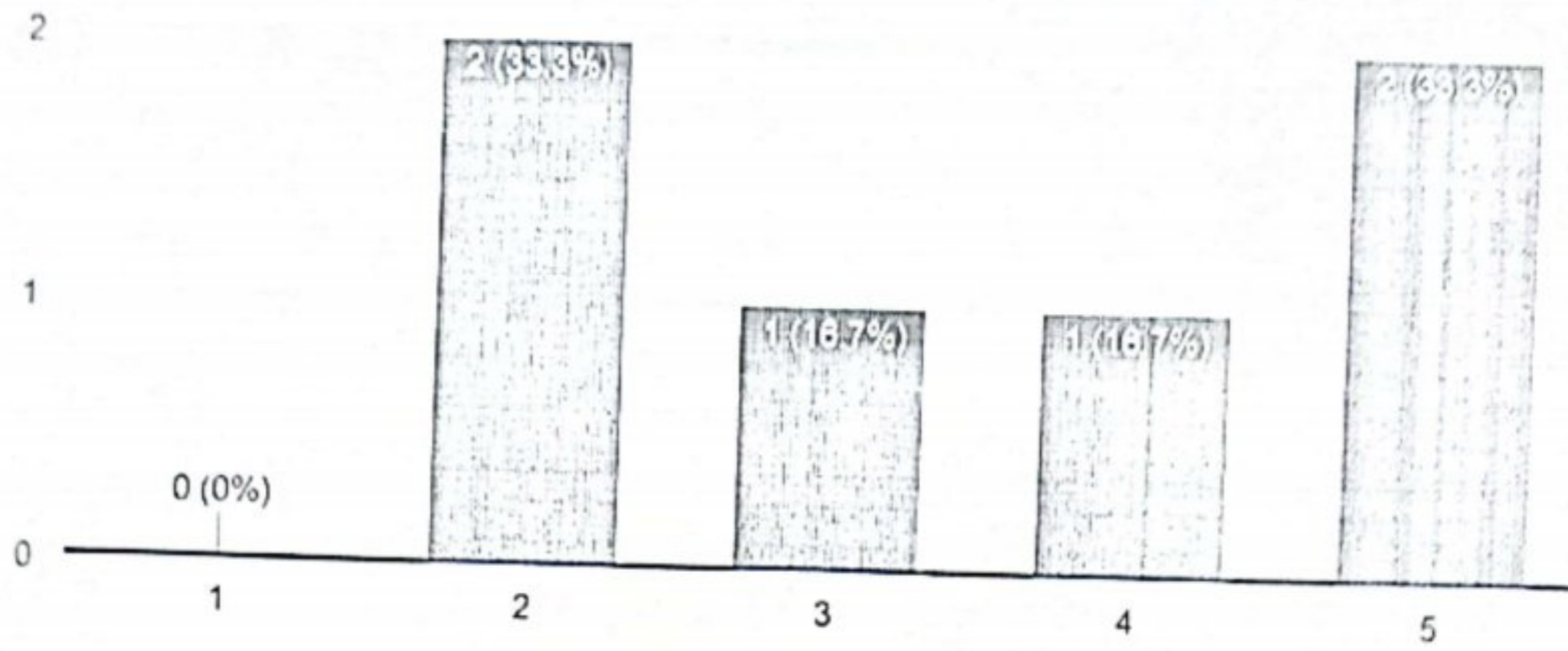
6 responses



Education imparted in the college is useful and relevant to your present job

 Copy

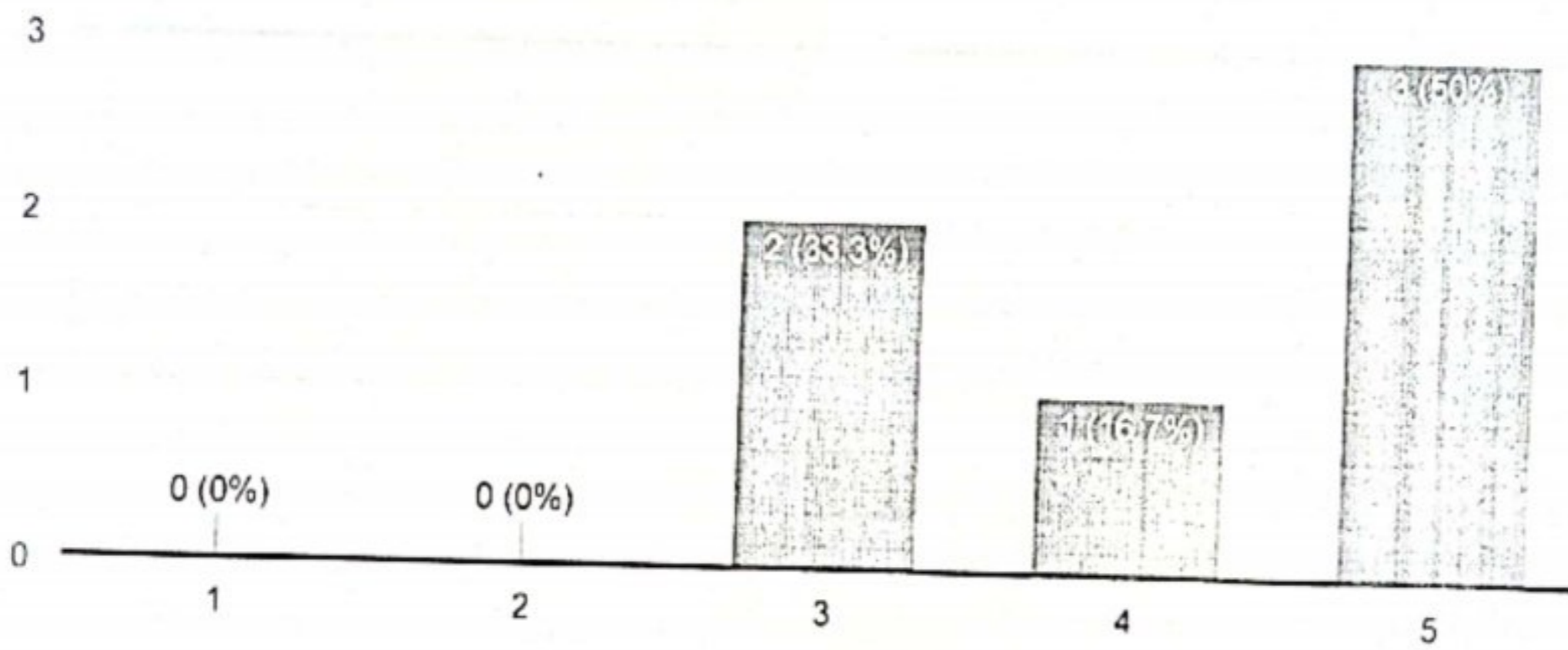
6 responses



At present, there is an improvement in laboratories and equipments

 Copy

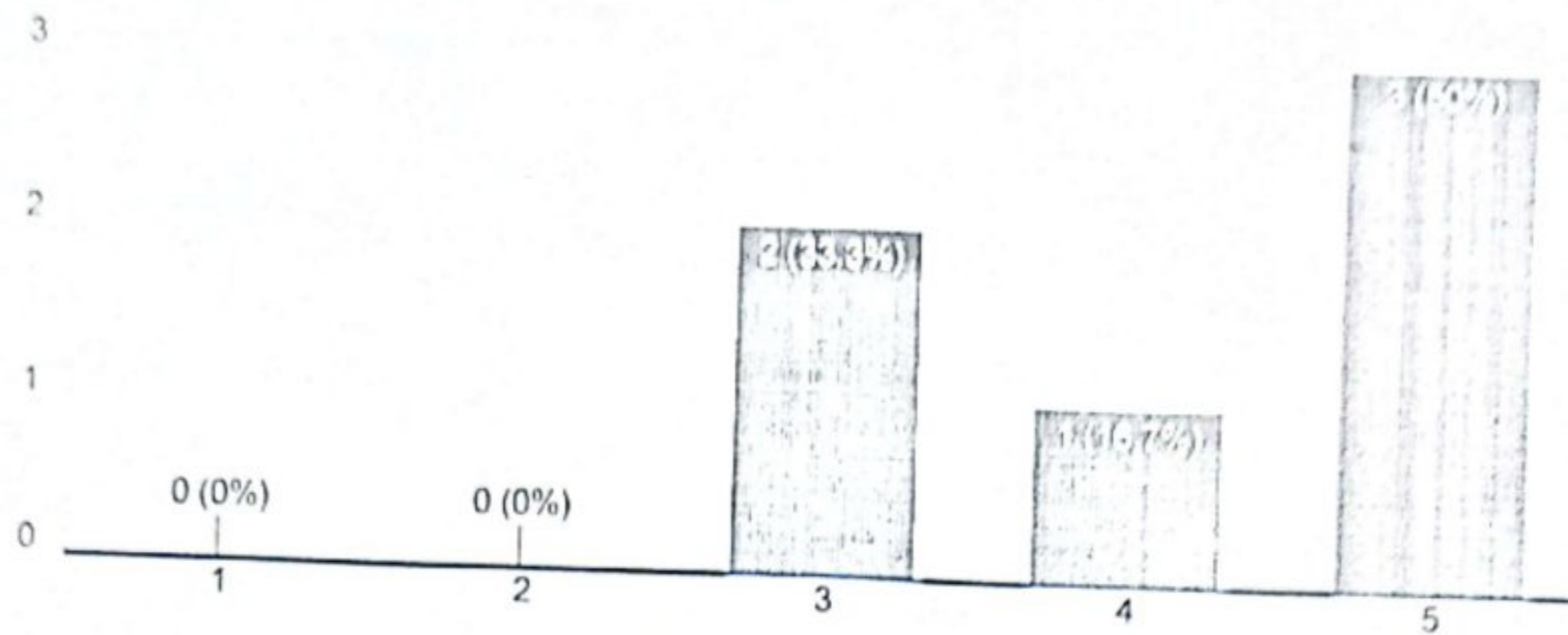
6 responses



At present, there is an improvement in library facilities

Copy

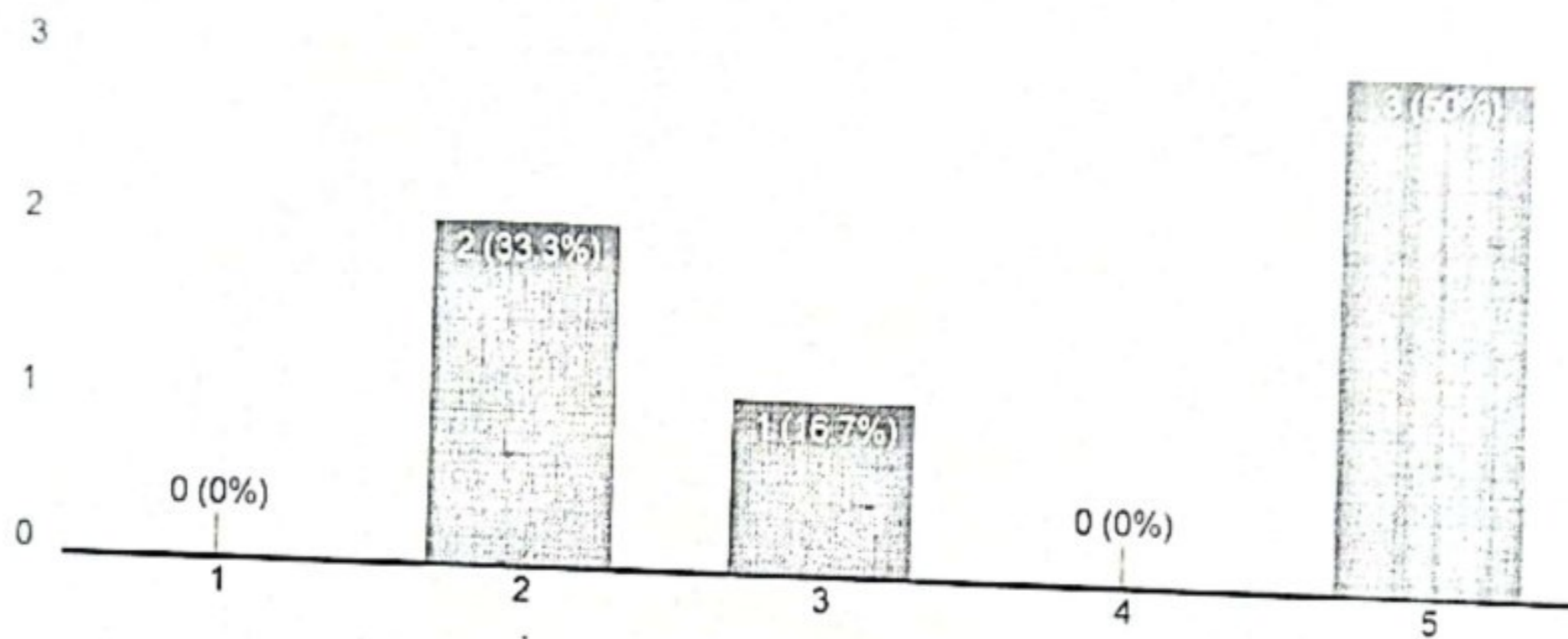
6 responses



At present, there is an improvement in the sports and recreation facilities

Copy

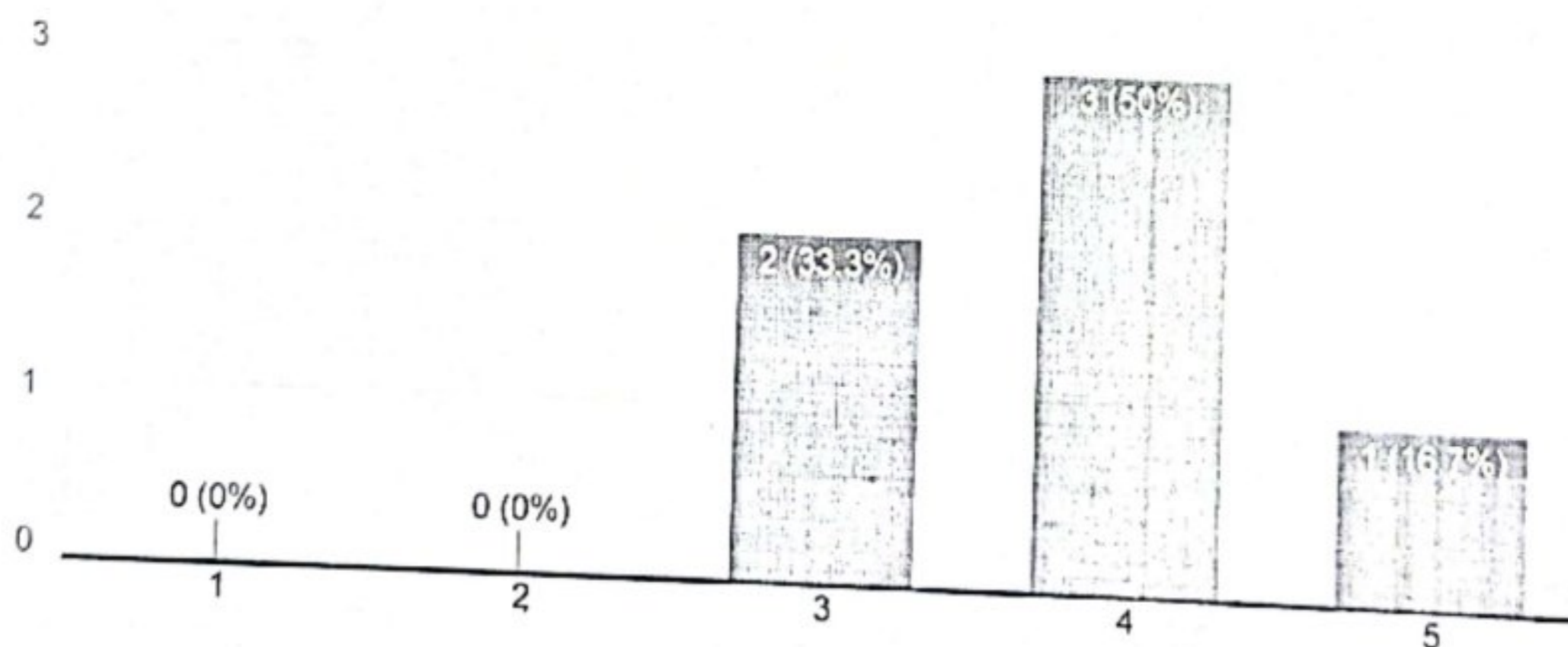
6 responses



At present, there is an improvement in the computer facilities

Copy

6 responses



Analysis of Employers Feedback 2021-22

To obtain the feedback of the college from employers in the year 2021-2022, the feedback questionnaires was emailed among the management bodies member of college via Google Form. 6 responses are received. The collected data is analysis and the report is prepared as follows.

Outcomes of the feedback seem to be very satisfactory. Question in Grid format is asked to employer regarding their opinion on employees' work and performance. The following responses are received. The details of analysis are given below:

- 4 members have said that Communication Skill is Good, 1 member has said Excellent and 1 member has said Satisfactory.
- 4 members have said Good and 2 members has said Employees are Excellent in Teamwork.
- 2 members have said Excellent, 2 members have said Satisfactory and 2 members has said Good regarding employees' creativity.
- Employees Planning and Organization is Good according to 4 members, Excellent according to 1 member and Satisfactory according to 1 member.
- 2 members have said employees' acceptance of new ideas and techniques are Good, 2 members said Excellent and 2 members said Satisfactory.
- According to 4 members the contribution of employees in development of institution is Excellent, 1 member said Good and 1 member said Satisfactory.
- 4 members have said Leadership skills in Employees are Excellent, 1 member has said Good and 1 member has said satisfactory.
- According to 4 members the involvement of employees in social activity is Excellent and 2 member said Satisfactory.
- 2 members has said the relation of employees with seniors, peers and subordinate is Good, 3 members have said Excellent and 1 member have said it's Satisfactory.



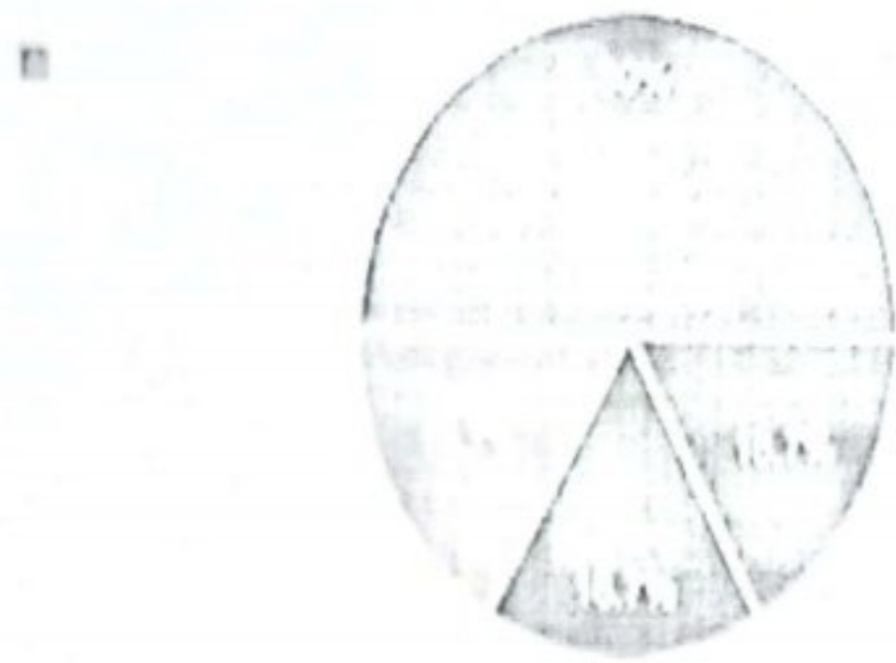
The following specific suggestions are received from Employers:

- According to UGC norms the courses of University are choice based which is very helpful and convenient for the students.
- Need to improve status of education.
- The pattern of the university examination should be changed. The semester pattern should be replaced with the annual exam pattern.
- Focus on practical teaching programs.
- Various Courses should be started.
- Vocational Training should be provided to the Students along with the regular training. So that Students would become employable.
- Guidance regarding Competitive exam should be provided to the Students.
- Syllabus should be completed on time and Students should be encouraged for using Library Reading Room.
- Ph.D. Research Center should be started in College.



Role in the society

5 responses



- President
- Vice President
- Secretary
- Member

Your opinion on the employees' work and performance (कर्मचार्यांच्या कार्येस व कार्यबद्दल आपले मत)

